



2141 Second Avenue S.W.
 Cullman, Alabama 35055
 800.438.1606 Toll Free
 256.739.6827 Tel. | 256.739.5657 Fax

17600 Badtke Road
 Hockley, TX 77447
 1.866.749.COMP (2667) Toll Free
 281.213.6100 Tel. | 281.213.6101 Fax

3387 Davey Allison Blvd.
 Hueytown, AL 35023
 1.877.887.4247 Toll Free
 205.744.1561 Tel. | 205.744.1562 Fax

www.inlandbuildings.com

TABLE OF CONTENTS

AGRI / RESIDENTIAL PRICING

- I. PANELS**
 - 1. PANEL SQUARE FOOTAGE CHART.....AR-2
 - 2. SBS 369AR-3
- II. ACCESSORIES**
 - 1. RUBBER PIPE FLASHING.....AR-4
 - 2. TOUCH-UP PAINTAR-4
 - 3. LIGHT TRANSMITTING PANEL.....AR-4
 - 4. CLOSURE STRIPSAR-4
 - 5. TAPE SEAL.....AR-4
 - 6. TUBE CAULKINGAR-4
 - 7. VENTILATORS.....AR-5
 - 8. VENTILATOR HARDWARE.....AR-5
 - 9. FASTENERSAR-6 – AR-7
 - 10. DOORS AND DOOR COMPONENTS.....AR-8
 - 11. WINDOWS.....AR-9
 - 12. SLIDE DOOR TRACKAR-10
 - 13. SLIDE DOOR HARDWARE.....AR-10
- III. FLAT SHEETS**
 - 1. FLAT SHEET SELECTION CHARTS.....AR-11 – AR-12
- IV. TRIM.....AR-13 – AR-21**



2141 Second Avenue S.W.
 Cullman, Alabama 35055
 800.438.1606 Toll Free
 256.739.6827 Tel. | 256.739.5657 Fax

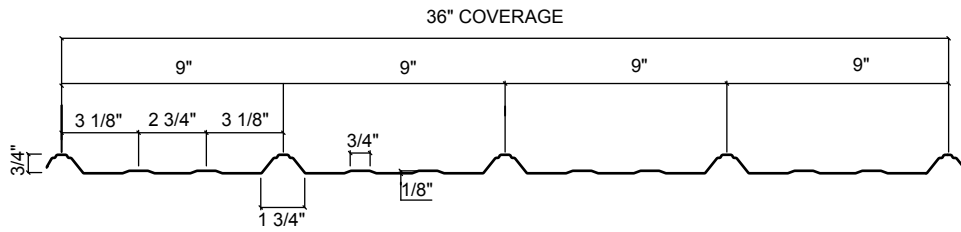
17600 Badtke Road
 Hockley, TX 77447
 1.866.749.COMP (2667) Toll Free
 281.213.6100 Tel. | 281.213.6101 Fax

3387 Davey Allison Blvd.
 Hueytown, AL 35023
 1.877.887.4247 Toll Free
 205.744.1561 Tel. | 205.744.1562 Fax

www.inlandbuildings.com

PANEL SQUARE FOOTAGE CHART

SBS 369



NUMBER OF SQUARE FEET PER PANEL - BASED ON 38 1/4" WIDE PANEL COVERING 36"

	0"	1"	2"	3"	4"	5"	6"	7"	8"	9"	10"	11"
1'	3.17	3.43	3.69	3.96	4.22	4.49	4.75	5.01	5.28	5.54	5.81	6.07
2'	6.33	6.60	6.86	7.12	7.39	7.65	7.92	8.18	8.44	8.71	8.97	9.24
3'	9.50	9.76	10.03	10.29	10.56	10.82	11.08	11.35	11.61	11.87	12.14	12.40
4'	12.67	12.93	13.19	13.46	13.72	13.99	14.25	14.51	14.78	15.04	15.31	15.57
5'	15.83	16.10	16.36	16.62	16.89	17.15	17.42	17.68	17.94	18.21	18.47	18.74
6'	19.00	19.26	19.53	19.79	20.06	20.32	20.58	20.85	21.11	21.37	21.64	21.90
7'	22.17	22.43	22.69	22.96	23.22	23.49	23.75	24.01	24.28	24.54	24.81	25.07
8'	25.33	25.60	25.86	26.12	26.39	26.65	26.92	27.18	27.44	27.71	27.97	28.24
9'	28.50	28.76	29.03	29.29	29.56	29.82	30.08	30.35	30.61	30.87	31.14	31.40
10'	31.67	31.93	32.19	32.46	32.72	32.99	33.25	33.51	33.78	34.04	34.31	34.57
11'	34.83	35.10	35.36	35.62	35.89	36.15	36.42	36.68	36.94	37.21	37.47	37.74
12'	38.00	38.26	38.53	38.79	39.06	39.32	39.58	39.85	40.11	40.37	40.64	40.90
13'	41.17	41.43	41.69	41.96	42.22	42.49	42.75	43.01	43.28	43.54	43.81	44.07
14'	44.33	44.60	44.86	45.12	45.39	45.65	45.92	46.18	46.44	46.71	46.97	47.24
15'	47.50	47.76	48.03	48.29	48.56	48.82	49.08	49.35	49.61	49.87	50.14	50.40
16'	50.67	50.93	51.19	51.46	51.72	51.99	52.25	52.51	52.78	53.04	53.31	53.57
17'	53.83	54.10	54.36	54.62	54.89	55.15	55.42	55.68	55.94	56.21	56.47	56.74
18'	57.00	57.26	57.53	57.79	58.06	58.32	58.58	58.85	59.11	59.37	59.64	59.90
19'	60.17	60.43	60.69	60.96	61.22	61.49	61.75	62.01	62.28	62.54	62.81	63.07
20'	63.33	63.60	63.86	64.12	64.39	64.65	64.92	65.18	65.44	65.71	65.97	66.24
21'	66.50	66.76	67.03	67.29	67.56	67.82	68.08	68.35	68.61	68.87	69.14	69.40
22'	69.67	69.93	70.19	70.46	70.72	70.99	71.25	71.51	71.78	72.04	72.31	72.57
23'	72.83	73.10	73.36	73.62	73.89	74.15	74.42	74.68	74.94	75.21	75.47	75.74
24'	76.00	76.26	76.53	76.79	77.06	77.32	77.58	77.85	78.11	78.37	78.64	78.90
25'	79.17	79.43	79.49	79.96	80.22	80.49	80.75	81.01	81.28	81.54	81.81	82.07
26'	82.33	82.60	82.86	83.12	83.39	83.65	83.92	84.18	84.44	84.71	84.97	85.24
27'	85.50	85.76	86.03	86.29	86.56	86.82	87.08	87.35	87.61	87.87	88.14	88.40
28'	88.67	88.93	89.19	89.46	89.72	89.99	90.25	90.51	90.78	91.04	91.31	91.57
29'	91.83	92.10	92.36	92.62	92.89	93.15	93.42	93.68	93.94	94.21	94.47	94.74
30'	95.00	95.26	95.53	95.79	96.06	96.32	96.58	96.85	97.11	97.37	97.64	97.90
31'	98.17	98.43	98.69	98.96	99.22	99.49	99.75	100.01	100.28	100.54	100.81	101.07
32'	101.33	101.60	101.86	102.12	102.39	102.65	102.92	103.18	103.44	103.71	103.97	104.24
33'	104.50	104.76	105.03	105.29	105.56	105.82	106.08	106.35	106.61	106.87	107.14	107.40
34'	107.67	107.93	108.19	108.46	108.72	108.99	109.25	109.51	109.78	110.04	110.31	110.57
35'	110.83	111.10	111.36	111.62	111.89	112.15	112.42	112.68	112.94	113.21	113.47	113.74
36'	114.00	114.26	114.53	114.79	115.06	115.32	115.58	115.85	116.11	116.37	116.64	116.90
37'	117.17	117.43	117.69	117.96	118.22	118.49	118.75	119.01	119.28	119.54	119.81	120.07
38'	120.33	120.60	120.86	121.12	121.39	121.65	121.92	122.18	122.44	122.71	122.97	123.24
39'	123.50	123.76	124.03	124.29	124.56	124.82	125.08	125.35	125.61	125.87	126.14	126.40
40'	126.67	126.93	127.19	127.46	127.72	127.99	128.25	128.51	128.78	129.04	129.31	129.57



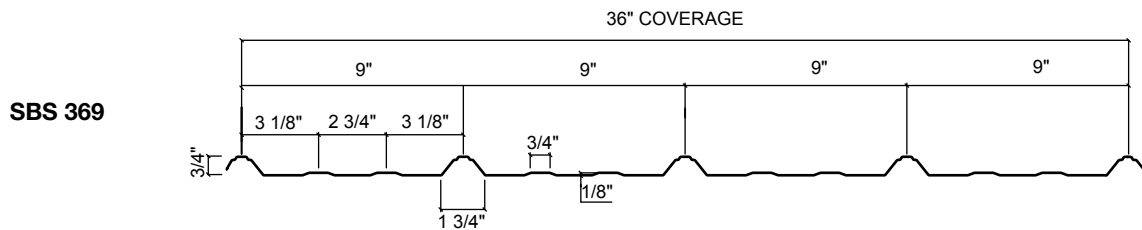
2141 Second Avenue S.W.
 Cullman, Alabama 35055
 800.438.1606 Toll Free
 256.739.6827 Tel. | 256.739.5657 Fax

17600 Badtke Road
 Hockley, TX 77447
 1.866.749.COMP (2667) Toll Free
 281.213.6100 Tel. | 281.213.6101 Fax

3387 Davey Allison Blvd.
 Hueytown, AL 35023
 1.877.887.4247 Toll Free
 205.744.1561 Tel. | 205.744.1562 Fax

www.inlandbuildings.com

PANEL PROFILE SELECTIONS



PRICE PER SQUARE								
FINISH	BASE METAL	GAUGE	WEIGHT PER SQUARE	QUANTITY IN SQUARES				
				0 - 19	20 - 49	50 - 99	100 - 299	300+
Clear Acrylic	GALVALUME®	29	65	112.35	107.85	103.55	99.40	97.40
SMP Standard Colors	GALVALUME®	29	65	143.65	137.90	132.40	127.10	124.55
Clear Acrylic	GALVALUME®	26	95	134.80	126.70	119.10	111.95	109.70
SMP Standard Colors	GALVALUME®	26	95	178.95	168.20	158.10	148.60	145.60

Consult SBS **Technical Manual** for proper product application, design details and other product information.

Clear Acrylic Coated Galvalume® coating is subject to variances in spangle from coil to coil which may result in noticeable shade variation in installed panels. Clear Acrylic Coated Galvalume® coating is also subject to differential weathering after panel installation. Panels may appear to be different shades due to this weathering characteristic. If a consistent appearance is required, SBS recommends that pre-painted panels be used in lieu of Clear Acrylic Coated Galvalume®. Shade variation in panels manufactured from Clear Acrylic Coated Galvalume® coated material do not diminish the structural integrity of the product. These shade variations should be anticipated and are not a cause for rejection.



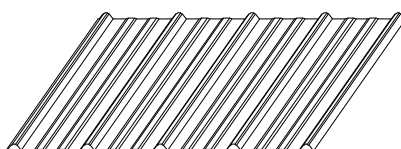



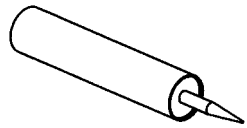
PANEL PRICING NOTES:

1. GALVALUME® base metal is in conformance with ASTM A792 Grade 80, Coating Class AZ55 if bare, Coating Class AZ50 if painted.
2. Cutting charge for panels less than 4'-0" in length is \$1.00 per panel.
3. Panel pricing is based on a 38" panel width.
4. Yield strength is 80,000 PSI on 29 and 26 gauge panels.
5. Length tolerance is plus or minus 1/4" of ordered length on all profiles.
6. Clear acrylic-coated GALVALUME® is GALVALUME® coated with a thin acrylic film intended to increase its resistance to fingerprinting and handling marks and eliminate the use of oil in the forming process. It is not a warranted film and may discolor while weathering.

PACKAGING COSTS:

1. Maximum 3000 lbs. per bundle, unless specified otherwise by customer.
2. Block and band with no cover sheet..... \$10.00
3. Block and band with cover sheet top only \$1.50/Linear Foot.
4. Block and band with cover sheet top and bottom \$2.70/Linear Foot.
5. L.T.L. Crating..... \$3.40/Linear Foot.

ACCESSORIES

RUBBER PIPE FLASHING • FLASHERS • BLACK EPDM 	SIZE	PIPE SIZE	TEMP. RANGE	BASE	WT./EA.	PRICE EACH	
							EPDM
	#1	¼" - 2"	-65° to 250°	4-¾"	0.2#	13.95	
	#3	¼" - 5"	-65° to 250°	7-¾"	0.45#	19.80	
	#5	4-¼" - 7-½"	-65° to 250°	10-¾"	1.0#	33.60	
	#7	6" - 11"	-65° to 250°	14-¼"	2.0#	67.95	
#8	7" - 13"	-65° to 250°	16-½"	2.3#	99.00		
TOUCH-UP PAINT 	DESCRIPTION					PRICE EACH	
	Valspar Matching Color, Panel Touch Up Paint 2 oz. Bottle Silicone Polyester					16.25	
LIGHT TRANSMITTING PANELS 	TYPE	COLOR	LENGTH	WT./EA.	PRICE Each		
	SBS 369 (Non-Reinforced)	White	10'-0"	10.5#	53.15		
	<small>WARNING: This light transmitting panel is not designed or intended to bear any weight of a person standing, sitting, walking or resting on them.</small>						
SBS 369 CLOSURE STRIP Each Piece 3'-0" 	DESCRIPTION				WT./100	PRICE EACH	
	Inside				4.0#	.85	
	Outside				6.2#	.85	
TAPE SEAL  	SIZE	CARTON QTY	ROLL	WT./EA.	PRICE EACH		
	¾" x ⅜" x 45'	40		1.5#	3.05		
	1" x ⅜" x 45'	20		3.3#	7.00		
TUBE CAULKING 	TYPE	COLOR	TUBE SIZE	CARTON QTY,	TUBE WT./EA.	PRICE EACH	
	Polyurethane	White	10.3 oz	30	1.2#	7.25	
	Polyurethane	Gray	10.3 oz	30	1.2#	7.25	
	Polyurethane	Bronze	10.3 oz	30	1.2#	7.25	
	Polyurethane	Almond	10.3 oz	30	1.2#	7.25	
	Silicone	Clear	10.3 oz	30	1.2#	8.75	

10.3 oz. cartridge.



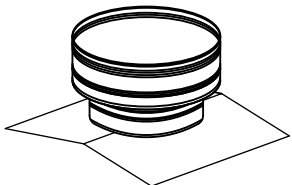
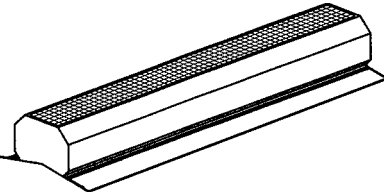

2141 Second Avenue S.W.
 Cullman, Alabama 35055
 800.438.1606 Toll Free
 256.739.6827 Tel. | 256.739.5657 Fax

17600 Badtke Road
 Hockley, TX 77447
 1.866.749.COMP (2667) Toll Free
 281.213.6100 Tel. | 281.213.6101 Fax

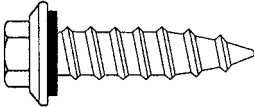
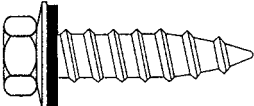
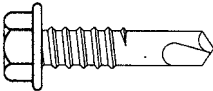
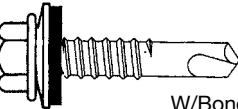
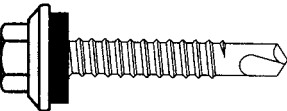
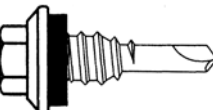
3387 Davey Allison Blvd.
 Hueytown, AL 35023
 1.877.887.4247 Toll Free
 205.744.1561 Tel. | 205.744.1562 Fax

www.inlandbuildings.com

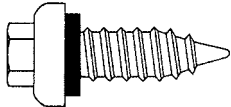
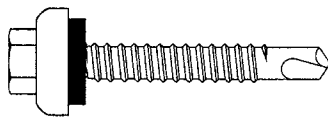
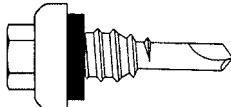
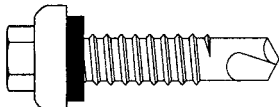
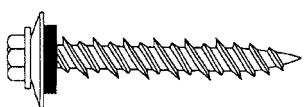
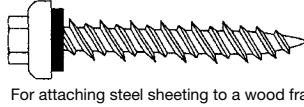
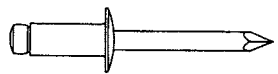
ACCESSORIES

	DESCRIPTION	WT./EA.	PRICE EACH	
			GALVALUME®	WHITE
CIRCULAR GRAVITY VENTILATORS 	20" Diameter Throat, 26 GA, w/ damper	70.0#	325.00	330.75
	24" Diameter Throat, 26 GA, w/ damper	70.0#	477.70	487.25
All ventilators have bird screen and damper. Pricing shown is for ventilators with flat base only. For standard color ventilators other than White, please inquire. For chain operated ventilators, please inquire.				
	DESCRIPTION	WT./EA.	PRICE EACH	
			GALVALUME®	WHITE
CONTINUOUS THROAT GRAVITY RIDGE VENTILATORS 	9" Throat x 10' Long, 26 GA, w/ damper	207.0#	526.70	568.50
	12" Throat x 10' Long, 26 GA, w/ damper	223.0#	656.40	706.85
All ventilators have bird screen and damper. Pricing shown is for ventilators with flat skirts only. Included with each ventilator are splice plates, end skirts, and special rope sealant. All ventilators will conform to roof slopes up to 6:12. For standard color ventilators other than Polar White, please inquire. For chain operated ventilators, please inquire.				
	DESCRIPTION.	PRICE EACH		
VENTILATOR HARDWARE 	Galvanized 3/16" Vent Cable		.42	
	Vent Pulley		4.75	
	1/4" x 2" Eye Bolt w/ Nuts		.45	
	Cable Clamps		.60	

ACCESSORIES

SELF-TAPPING CARBON STEEL FASTENERS 	SIZE	LENGTH	TYPE	HEAD AF	WT./M	PRICE PER 1000		
							PLAIN	PAINTED
Holes must be pre-drilled through all metal when using this type of fastener Note: Fasteners sold in quantities of 250 only.	#14	¾"	A	⅝"	13.2#	81.00	95.25	
	#14	1"	A	⅝"	17.0#	94.60	109.15	
	#14	1-½"	A	⅝"	21.0#	110.80	125.05	
	#17	1"	AB	⅝"	16.0#	158.25	172.50	
304 STAINLESS STEEL SELF-TAPPING FASTENERS 	SIZE	LENGTH	TYPE	HEAD AF	WT./M	PRICE PER 1000		
Holes must be pre-drilled through all metal when using this fastener. CAUTION: The threads on 304 SS fasteners are softer than carbon steel and will strip out if over-torqued or forced into too small a hole. Note: Fasteners sold in quantities of 250 only.							PLAIN	PAINTED
	#14	¾"	A	⅜"	14.7#	244.75	259.00	
	#14	1"	A	⅜"	17.0#	281.85	296.10	
	#14	1½"	A	⅜"	21.4#	360.95	375.20	
#17	1"	AB	⅜"	21.0#	373.90	388.15		
MINI-WAREHOUSE SELF-DRILLING CARBON STEEL FASTENERS 	SIZE	LENGTH	TYPE	HEAD AF	WT./M	PRICE PER 1000		
No washer Note: Fasteners sold in quantities of 250 only.							PLAIN	PAINTED
	#12	7/8"	DRILLER	⅝"	8.7#	74.55	88.80	
MINI-WAREHOUSE SELF-DRILLING CARBON STEEL FASTENERS 	SIZE	LENGTH	TYPE	HEAD AF	WT./M	PRICE PER 1000		
W/Bonded Washer Note: Fasteners sold in quantities of 250 only.							PLAIN	PAINTED
	#12	7/8"	DRILLER	⅝"	11.7#	92.15	106.40	
SELF-DRILLING CARBON STEEL FASTENERS 	SIZE	LENGTH	TYPE	HEAD AF	WT./M	PRICE PER 1000		
For attaching sheet to Ceess and Zees. Note: Fasteners sold in quantities of 250 only.							PLAIN	PAINTED
	#12	1-¼"	DRILLER	⅝"	16.2#	84.45	99.70	
	#12	1-½"	DRILLER	⅝"	17.1#	108.30	122.55	
#12	2"	DRILLER	⅝"	20.0#	172.60	186.85		
SELF-DRILLING CARBON STEEL FASTENERS 	SIZE	LENGTH	TYPE	HEAD AF	WT./M	PRICE PER 1000		
For attaching sheet to sheet. Note: Fasteners sold in quantities of 250 only.							PLAIN	PAINTED
	#14	7/8"	LAPTEK	⅝"	12.6#	87.60	101.85	

ACCESSORIES

LONG-LIFE SELF-TAPPING FASTENERS	SIZE	LENGTH	TYPE	HEAD AF	WT./M	PRICE PER 1000	
						PLAIN	PAINTED
 Holes must be pre-drilled through all metal when using this type of fastener.	#14	1"	AB	5/16"	17.9#	232.70	246.20
	#17	1"	AB	5/16"	18.0#	270.20	283.70
	Note: Fasteners sold in quantities of 250 only.						
LONG-LIFE SELF-DRILLING FASTENERS	SIZE	LENGTH	TYPE	HEAD AF	WT./M	PRICE PER 1000	
 For attaching sheet to Cees and Zees.						PLAIN	PAINTED
	#12	1-1/4"	DRILLER	5/16"	18.1#	177.50	190.95
	#12	1-1/2"	DRILLER	5/16"	19.2#	217.25	230.75
	#12	2"	DRILLER	5/16"	20.7#	279.60	293.10
Note: Fasteners sold in quantities of 250 only.							
LONG-LIFE SELF-DRILLING FASTENERS	SIZE	LENGTH	TYPE	HEAD AF	WT./M	PRICE PER 1000	
 For attaching sheet to sheet.						PLAIN	PAINTED
	#14	7/8"	LAPTEK	5/16"	17.2#	179.50	193.00
Note: Fasteners sold in quantities of 250 only.							
LONG-LIFE SELF-DRILLING FASTENERS	SIZE	LENGTH	TYPE	HEAD AF	WT./M	PRICE PER 1000	
 For attaching sheet to Cees and Zees.						PLAIN	PAINTED
	#14	1-1/4"	DRILLER	5/16"	19.2#	243.10	256.60
Note: Fasteners sold in quantities of 250 only.							
METAL TO WOOD FASTENERS	SIZE	LENGTH	TYPE	HEAD AF	WT./M	PRICE PER 1000	
 For attaching steel sheeting to a wood frame or wood decking						PLAIN	PAINTED
	#10	1"	WOODGRIP	1/4"	8.2#	45.40	59.65
	#10	1-1/2"	WOODGRIP	1/4"	10.5#	56.55	70.80
	#10	2"	WOODGRIP	1/4"	12.3#	66.00	80.25
Note: Fasteners sold in quantities of 250 only.							
LONG-LIFE METAL TO WOOD FASTENERS	SIZE	LENGTH	TYPE	HEAD AF	WT./M	PRICE PER 1000	
 For attaching steel sheeting to a wood frame or wood decking						PLAIN	PAINTED
	#10	1"	WOODGRIP	5/16"	9.5#	171.85	185.35
	#10	1-1/2"	WOODGRIP	5/16"	11.5#	186.15	199.65
	#10	2"	WOODGRIP	5/16"	14.0#	256.25	269.75
Note: Fasteners sold in quantities of 250 only.							
STAINLESS STEEL POP RIVETS	SIZE	GRIP RANGE		WT./M.		PRICE PER 1000	
						PLAIN	PAINTED
	1/8" Diameter	.126" - .187"		2.8#		96.30	103.20
Body and mandrel are stainless steel. Note: Fasteners sold in quantities of 250 only.							



2141 Second Avenue S.W.
 Cullman, Alabama 35055
 800.438.1606 Toll Free
 256.739.6827 Tel. | 256.739.5657 Fax

17600 Badtke Road
 Hockley, TX 77447
 1.866.749.COMP (2667) Toll Free
 281.213.6100 Tel. | 281.213.6101 Fax

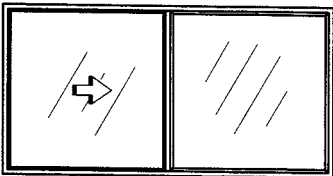
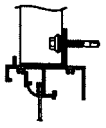



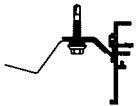

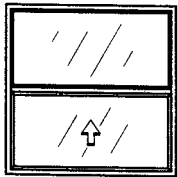

3387 Davey Allison Blvd.
 Hueytown, AL 35023
 1.877.887.4247 Toll Free
 205.744.1561 Tel. | 205.744.1562 Fax

www.inlandbuildings.com

ACCESSORIES

PERSONNEL DOOR UNITS	DESCRIPTION			PRICE PER UNIT
	DOOR SIZE	STYLE	WT./UNIT	WHITE FINISH
	3070 (single leaf)	"M"	166#	495.00
	3070 (single leaf)	"G" or "NL"	161#	552.00
	4070 (single leaf)	"M"	190#	604.55
	4070 (single leaf)	"G" or "NL"	185#	673.40
	6070 (double leaf)	"M"	265#	900.90
	6070 (double leaf)	"G" or "NL"	255#	1014.90
	<p>Single leaf door unit includes: leaf, frame with integral weather strip, assembly bolts, plain bearing hinges and threshold. Double leaf door unit includes: two surface bolts, handed astragal and lock hole filler plate in addition to the items listed for the single leaf unit. Glass and glazing is not included on "G" or "NL". All white door leaves are embossed. ADA regulations require lever lockset for public access buildings. * SBS standard door includes integral weather strip.</p>			
DOOR COMPONENTS	DESCRIPTION			PRICE PER UNIT
	3070 "M" Door Leaf only			237.50
	3070 "G" or "NL" Door Leaf only			294.50
	4070 "M" Door Leaf only			323.00
	4070 "G" or "NL" Door Leaf only			391.90
	3070 Frame, 8 1/4" Depth (includes assembly bolts)			257.50
	4070 Frame, 8 1/4" Depth (includes assembly bolts)			281.55
	6070 Frame, 8 1/4" Depth (includes assembly bolts)			425.90
	Handed Astragal (specify leaf attaching to)			43.75
	Lock Hole Filler Plate (used on inactive leaf)			7.50
	Aluminum Threshold (ADA) 1/2" high. (includes anchors, screws, and sweep)			
	3'-0"			26.25
	4'-0"			36.15
	6'-0"			52.50
	Surface Bolt, US26D (2 required per leaf)			66.75
	Full Mortise Hinges, 4 1/2" x 4 1/2" Steel, US26D, Non-Removable Pins, (3/Box)			
	Plain Bearing			34.05
	Ball Bearing			51.40
	Thru-Mounted, Hydraulic, Size IV Door Closer			136.25
	Standard Duty Cylindrical Lockset Knob, US32D			81.25
	Heavy Duty Cylindrical Lockset Knob, US26D			215.00
Lever Type Cylindrical Lockset, US26D (ADA)			136.25	
Mortise Lever Lockset, (function 86A), US26D (requires a specially prepared leaf) (ADA)			337.50	
Keyed Alike Charge, per Lock			15.00	
Surface Mounted Reversible Panic Device, US26D (has keyed lever for exterior entry) (ADA)			442.50	
Removable Mullion (Must be used on double leaf door when using above panic device), gray only			375.00	
Double Cylinder Dead Bolt, US32D, (lock only, door prep charges not included)			75.00	
Dead Bolt Preparation Charges for Door Leaf and Frame (this hands leaf and frame)			113.00	

ACCESSORIES

	DESCRIPTION	PRICE EACH															
<p>HORIZONTAL SLIDE WINDOWS</p>  <div style="display: flex; justify-content: space-around; margin-top: 10px;">   </div> <div style="display: flex; justify-content: space-around; margin-top: 10px;">   </div> <div style="display: flex; justify-content: space-around; margin-top: 10px;">   </div>	<table style="width: 100%; border-collapse: collapse;"> <thead> <tr> <th style="width: 60%;">SIZE</th> <th style="width: 40%;">WT./EA.</th> </tr> </thead> <tbody> <tr> <td>3030 w/ half-screen</td> <td style="text-align: right;">24.0#</td> </tr> <tr> <td>4030 w/ half-screen</td> <td style="text-align: right;">31.8#</td> </tr> <tr> <td>6030 w/ half-screen</td> <td style="text-align: right;">43.8#</td> </tr> <tr> <td>6040 w/ half-screen</td> <td style="text-align: right;">57.8#</td> </tr> </tbody> </table> <p style="font-size: small; margin-top: 10px;">Specify PBR Panel, PBU Panel, A Panel, or Straight Fins. All windows have field installed fins to fit the specified panel. Width of window is indicated by the first two digits in the description and is measured center-to-center of the fins. Windows are self-framing and require no additional flashing or trim. Glass is clear DSB grade. LTL crating charge is \$50 per order.</p>	SIZE	WT./EA.	3030 w/ half-screen	24.0#	4030 w/ half-screen	31.8#	6030 w/ half-screen	43.8#	6040 w/ half-screen	57.8#	<table style="width: 100%; border-collapse: collapse;"> <thead> <tr> <th style="width: 100%;">MILL FINISH ALUMINUM FRAME/FINS</th> </tr> </thead> <tbody> <tr> <td style="text-align: right;">195.00</td> </tr> <tr> <td style="text-align: right;">220.00</td> </tr> <tr> <td style="text-align: right;">265.00</td> </tr> <tr> <td style="text-align: right;">362.50</td> </tr> </tbody> </table>	MILL FINISH ALUMINUM FRAME/FINS	195.00	220.00	265.00	362.50
	SIZE	WT./EA.															
	3030 w/ half-screen	24.0#															
	4030 w/ half-screen	31.8#															
	6030 w/ half-screen	43.8#															
	6040 w/ half-screen	57.8#															
MILL FINISH ALUMINUM FRAME/FINS																	
195.00																	
220.00																	
265.00																	
362.50																	
<p>VERTICAL SLIDE WINDOWS</p> 	<table style="width: 100%; border-collapse: collapse;"> <thead> <tr> <th style="width: 60%;">SIZE</th> <th style="width: 40%;">WT./EA.</th> </tr> </thead> <tbody> <tr> <td>3030 w/ half-screen</td> <td style="text-align: right;">30.0#</td> </tr> <tr> <td>3040 w/ half-screen</td> <td style="text-align: right;">34.0#</td> </tr> <tr> <td>3050 w/ half-screen</td> <td style="text-align: right;">38.0#</td> </tr> </tbody> </table> <p style="font-size: small; margin-top: 10px;">Specify PBR Panel, PBU Panel, A Panel, or Straight Fins. All windows have field installed fins to fit the specified panel. Width of window is indicated by the first two digits in the description and is measured center-to-center of the fins. Windows are self-framing and require no additional flashing or trim. Glass is clear DSB grade. LTL crating charge is \$50 per order.</p>	SIZE	WT./EA.	3030 w/ half-screen	30.0#	3040 w/ half-screen	34.0#	3050 w/ half-screen	38.0#	<table style="width: 100%; border-collapse: collapse;"> <thead> <tr> <th style="width: 100%;">MILL FINISH ALUMINUM FRAMES/FINS</th> </tr> </thead> <tbody> <tr> <td style="text-align: right;">292.50</td> </tr> <tr> <td style="text-align: right;">337.50</td> </tr> <tr> <td style="text-align: right;">385.00</td> </tr> </tbody> </table>	MILL FINISH ALUMINUM FRAMES/FINS	292.50	337.50	385.00			
	SIZE	WT./EA.															
	3030 w/ half-screen	30.0#															
	3040 w/ half-screen	34.0#															
3050 w/ half-screen	38.0#																
MILL FINISH ALUMINUM FRAMES/FINS																	
292.50																	
337.50																	
385.00																	
<p>FIXED GLASS SLIMLINE WINDOWS</p> 	<table style="width: 100%; border-collapse: collapse;"> <thead> <tr> <th style="width: 60%;">SIZE</th> <th style="width: 40%;">WT./EA.</th> </tr> </thead> <tbody> <tr> <td>1070</td> <td style="text-align: right;">40.0#</td> </tr> <tr> <td>2060</td> <td style="text-align: right;">50.0#</td> </tr> <tr> <td>2070</td> <td style="text-align: right;">52.0#</td> </tr> </tbody> </table> <p style="font-size: small; margin-top: 10px;">Specify PBR Panel, PBU Panel, A Panel, or Straight Fins. All windows have field installed fins to fit the specified panel. Width of window is indicated by the first two digits in the description and is measured center-to-center of the fins. Windows are self-framing and require no additional flashing or trim. Glass is 1/8" Gray Tinted Tempered. LTL crating charge is \$50 per order.</p>	SIZE	WT./EA.	1070	40.0#	2060	50.0#	2070	52.0#	<table style="width: 100%; border-collapse: collapse;"> <thead> <tr> <th style="width: 100%;">BRONZE PAINTED ALUMINUM FRAMES/FINS</th> </tr> </thead> <tbody> <tr> <td style="text-align: right;">370.00</td> </tr> <tr> <td style="text-align: right;">402.50</td> </tr> <tr> <td style="text-align: right;">415.00</td> </tr> </tbody> </table>	BRONZE PAINTED ALUMINUM FRAMES/FINS	370.00	402.50	415.00			
	SIZE	WT./EA.															
	1070	40.0#															
	2060	50.0#															
2070	52.0#																
BRONZE PAINTED ALUMINUM FRAMES/FINS																	
370.00																	
402.50																	
415.00																	



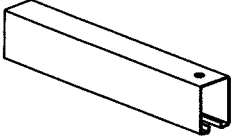
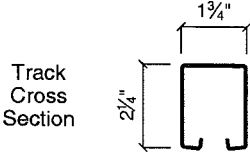
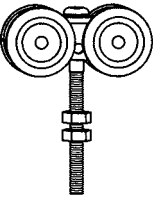

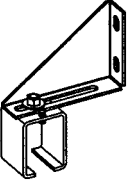


2141 Second Avenue S.W.
 Cullman, Alabama 35055
 800.438.1606 Toll Free
 256.739.6827 Tel. | 256.739.5657 Fax

17600 Badtke Road
 Hockley, TX 77447
 1.866.749.COMP (2667) Toll Free
 281.213.6100 Tel. | 281.213.6101 Fax

3387 Davey Allison Blvd.
 Hueytown, AL 35023
 1.877.887.4247 Toll Free
 205.744.1561 Tel. | 205.744.1562 Fax

www.inlandbuildings.com

ACCESSORIES

NATIONAL SLIDING DOOR TRACK	DESCRIPTION		PRICE EACH
	LENGTH	WT./EA.	
  Track Cross Section All track is 16 ga. Galvanized.	Door Track x 8'-0	14.2#	40.50
	Door Track x 10'-0	16.5#	60.00
	Door Track x 12'-0	20.8#	73.20
	Door Track x 14'-0	23.6#	80.25
	Door Track x 16'-0	28.3#	96.25
	Door Track x 18'-0	31.9#	109.75
	Door Track x 20'-0	33.0#	120.00
	Maximum door weight should be 400 lbs.		
NATIONAL SLIDING DOOR HARDWARE	DESCRIPTION		PRICE EACH
	ITEM	WT./EA.	
	 2 1/8" diameter Trolley Truck w/ 5 1/2" bolt. (max. door weight 400 lbs.)	1.2#	21.55
	 Track Hanger Bracket. (use every 2' of track)	1.4#	16.90
	 Track Hanger/Splice Bracket (has set screw)	1.5#	22.25
	 #7 Extra Heavy Duty Door Pull.	.9#	9.40
 4 1/2" Hasp and Staple set.	.3#	5.25	
All hardware is zinc-plated.			



2141 Second Avenue S.W.
 Cullman, Alabama 35055
 800.438.1606 Toll Free
 256.739.6827 Tel. | 256.739.5657 Fax

17600 Badtke Road
 Hockley, TX 77447
 1.866.749.COMP (2667) Toll Free
 281.213.6100 Tel. | 281.213.6101 Fax

3387 Davey Allison Blvd.
 Hueytown, AL 35023
 1.877.887.4247 Toll Free
 205.744.1561 Tel. | 205.744.1562 Fax

www.inlandbuildings.com

FLAT SHEET SELECTION CHART

	26 Ga.
	42 3/4"
PREMIUM POLYESTER – PPOL	
Polar White	●
SILICONE POLYESTER – SMP	
Light Stone	●
Ash Gray	●
Desert Sand	●
Charcoal Gray	●
Burnished Slate	●
Saddle Tan	●
Hawaiin Blue	●
Rustic Red	●
Fern Green	●
Burgundy	●
Koko Brown	●
Colony Green	●
Crimson Red	●
Aztec Gold	●
Evergreen	●
OTHER	
Clear Acrylic Galvalume	●

NOTE: Available in 26 gauge only.

Consult the SBS TECHNICAL MANUAL for proper product application, design details and other product information.



2141 Second Avenue S.W.
 Cullman, Alabama 35055
 800.438.1606 Toll Free
 256.739.6827 Tel. | 256.739.5657 Fax

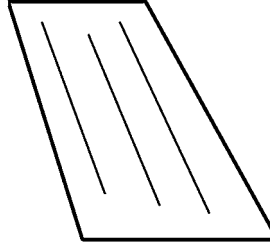
17600 Badtke Road
 Hockley, TX 77447
 1.866.749.COMP (2667) Toll Free
 281.213.6100 Tel. | 281.213.6101 Fax

3387 Davey Allison Blvd.
 Hueytown, AL 35023
 1.877.887.4247 Toll Free
 205.744.1561 Tel. | 205.744.1562 Fax

www.inlandbuildings.com

FLAT SHEET PRICING

FLAT SHEETS



Gauge	Width	Finish	Wt/Ft	PRICE PER 10'-2" SHEET		
				1-10	11-50	Over 50
26	42 3/4"	SMP Standard Colors	2.71#	54.95	51.70	50.65
26	42 3/4"	Galvalume (Clear Acrylic)	2.71#	40.15	38.55	35.45

Consult the SBS TECHNICAL MANUAL for proper product application, design details and other product information.

NOTES:

1. Add \$33.60 for flat sheet wood skid/Maximum 100 flat sheets or 3000# per skid. Maximum 14' length.
2. Add \$48.00 for LTL crating/Maximum 100 flat sheets or 3000# per skid.
3. Strippable film available for flat sheets (except for GALVALUME®) upon request. Add \$.08 per square foot.
4. Flat sheet lengths other than 10'-2" are available upon request. Minimum length 5', maximum length 14'-0". For flat sheet lengths other than 10'-2" or 14'-0", add \$.10 per square foot. Flat sheet lengths over 14'-0" require special skid. Please inquire.
5. All material is Grade D for flat sheets.



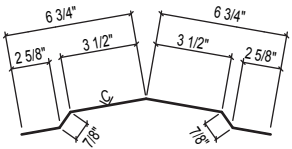
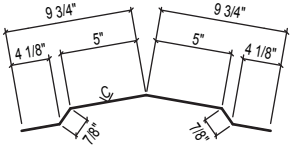
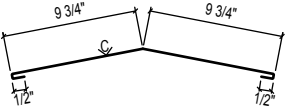
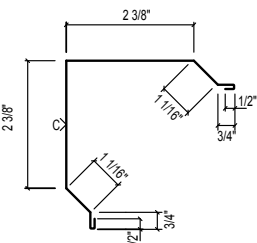
2141 Second Avenue S.W.
 Cullman, Alabama 35055
 800.438.1606 Toll Free
 256.739.6827 Tel. | 256.739.5657 Fax

17600 Badtke Road
 Hockley, TX 77447
 1.866.749.COMP (2667) Toll Free
 281.213.6100 Tel. | 281.213.6101 Fax

3387 Davey Allison Blvd.
 Hueytown, AL 35023
 1.877.887.4247 Toll Free
 205.744.1561 Tel. | 205.744.1562 Fax

www.inlandbuildings.com

TRIM

ITEM	DESCRIPTION				PRICE PER EACH	
	PART NUMBER	LENGTH	GIRTH	WEIGHT	GALVALUME®	SMP
RIDGE CAP  Specify roof slope.	AR-100	10'-2"	14"	7.69#	26.60	33.55
	AR-101	10'-2"	20"	10.98#	35.25	45.15
RIDGE CAP  Specify roof slope.	AR-102	10'-2"	20 1/2"	11.26#	35.95	46.15
	AR-103	10'-2"	10"	5.49#	20.80	25.75
FLAT RIDGE/HIP  Specify roof slope.	AR-104	10'-2"	9 3/8"	5.15#	25.00	29.65
	CORNER TRIM - OUTSIDE 					



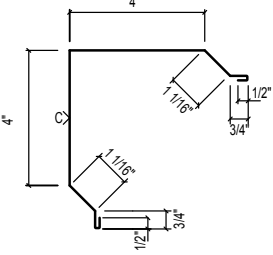
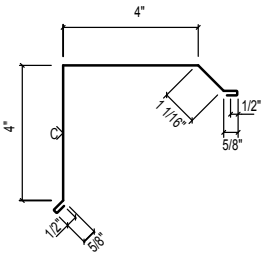
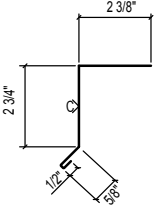
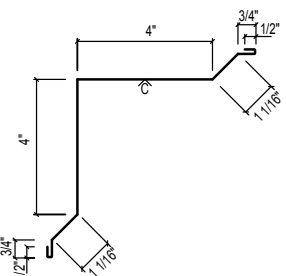
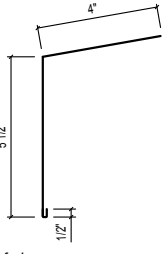
2141 Second Avenue S.W.
 Cullman, Alabama 35055
 800.438.1606 Toll Free
 256.739.6827 Tel. | 256.739.5657 Fax

17600 Badtke Road
 Hockley, TX 77447
 1.866.749.COMP (2667) Toll Free
 281.213.6100 Tel. | 281.213.6101 Fax

3387 Davey Allison Blvd.
 Hueytown, AL 35023
 1.877.887.4247 Toll Free
 205.744.1561 Tel. | 205.744.1562 Fax

www.inlandbuildings.com

TRIM

ITEM	DESCRIPTION				PRICE PER EACH	
	PART NUMBER	LENGTH	GIRTH	WEIGHT	GALVALUME®	SMP
RAKE/OUTSIDE CORNER 	AR-105A	10'-2"	12 5/8"	6.94#	29.70	35.95
	AR-105B	20'-2"	12 5/8"	13.75#	47.60	60.05
RAKE TRIM 	AR-106A	10'-2"	11 5/16"	6.21#	26.50	32.15
	AR-106B	20'-2"	11 5/16"	12.31#	42.60	53.70
SIMPLE RAKE TRIM 	AR-107	10'-2"	6 1/4"	3.44#	14.15	17.25
CORNER TRIM - INSIDE 	AR-108	10'-2"	12 5/8"	6.94#	29.70	35.95
EAVE TRIM FLAT  <p>Specify roof slope.</p>	AR-109A	10'-2"	10"	5.49#	18.25	23.25
	AR-109B	20'-2"	10"	10.89#	32.50	42.30



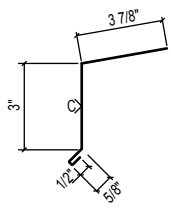
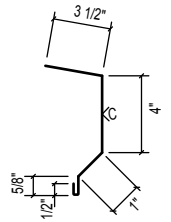
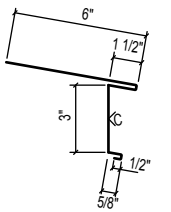
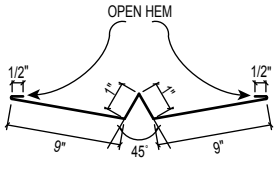
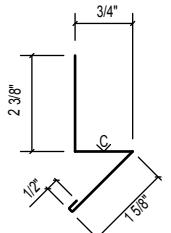
2141 Second Avenue S.W.
 Cullman, Alabama 35055
 800.438.1606 Toll Free
 256.739.6827 Tel. | 256.739.5657 Fax

17600 Badtke Road
 Hockley, TX 77447
 1.866.749.COMP (2667) Toll Free
 281.213.6100 Tel. | 281.213.6101 Fax

3387 Davey Allison Blvd.
 Hueytown, AL 35023
 1.877.887.4247 Toll Free
 205.744.1561 Tel. | 205.744.1562 Fax

www.inlandbuildings.com

TRIM

ITEM	DESCRIPTION				PRICE PER EACH	
	PART NUMBER	LENGTH	GIRTH	WEIGHT	GALVALUME®	SMP
EAVE TRIM  Specify roof slope.	AR-110A	10'-2"	8"	4.40#	16.65	20.60
	AR-110B	20'-2"	8"	8.72#	28.00	35.90
EAVE FACIA TRIM  Specify roof slope.	AR-111A	10'-2"	9 5/8"	5.39#	20.25	25.05
	AR-111B	20'-2"	9 5/8"	10.69#	33.95	43.40
EAVE DRIP TRIM  Specify roof slope.	AR-112A	10'-2"	11 5/8"	6.39#	24.45	30.20
	AR-112B	20'-2"	11 5/8"	12.91#	40.95	52.40
VALLEY TRIM  Specify roof slope.	AR-113A	10'-2"	21"	11.53#	39.25	49.65
	AR-113B	20'-2"	21"	22.87#	69.05	89.75
BASE TRIM 	AR-114	10'-2"	5 1/4"	2.89#	12.70	15.30



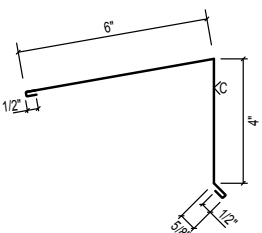
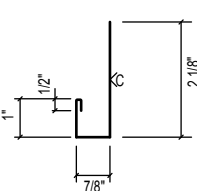
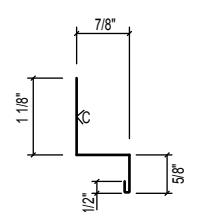
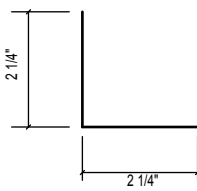
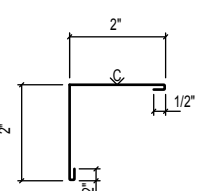
2141 Second Avenue S.W.
 Cullman, Alabama 35055
 800.438.1606 Toll Free
 256.739.6827 Tel. | 256.739.5657 Fax

17600 Badtke Road
 Hockley, TX 77447
 1.866.749.COMP (2667) Toll Free
 281.213.6100 Tel. | 281.213.6101 Fax

3387 Davey Allison Blvd.
 Hueytown, AL 35023
 1.877.887.4247 Toll Free
 205.744.1561 Tel. | 205.744.1562 Fax

www.inlandbuildings.com

TRIM

ITEM	DESCRIPTION				PRICE PER EACH	
	PART NUMBER	LENGTH	GIRTH	WEIGHT	GALVALUME®	SMP
HIGH SIDE EAVE  Specify roof slope.	AR-115A	10'-2"	11 5/8"	6.39#	24.45	30.20
	AR-115B	20'-2"	11 5/8"	12.91#	40.95	52.40
JAMB/HEAD TRIM 	AR-116	10'-2"	4 1/2"	2.47#	11.60	13.85
DOUBLE ANGLE TRIM 	AR-117	10'-2"	3 1/8"	1.72#	9.60	11.15
ANGLE TRIM  Specify color side	AR-118	10'-2"	4 1/2"	2.47#	7.80	10.00
2 X 2 OUTSIDE ANGLE 	AR-119	10'-2"	5"	2.75#	13.60	16.05



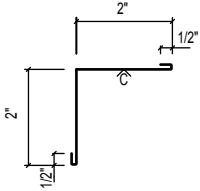
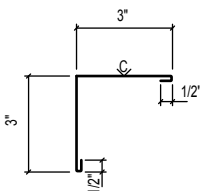
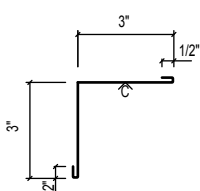
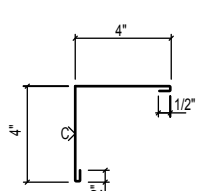
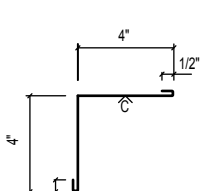
2141 Second Avenue S.W.
 Cullman, Alabama 35055
 800.438.1606 Toll Free
 256.739.6827 Tel. | 256.739.5657 Fax

17600 Badtke Road
 Hockley, TX 77447
 1.866.749.COMP (2667) Toll Free
 281.213.6100 Tel. | 281.213.6101 Fax

3387 Davey Allison Blvd.
 Hueytown, AL 35023
 1.877.887.4247 Toll Free
 205.744.1561 Tel. | 205.744.1562 Fax

www.inlandbuildings.com

TRIM

ITEM	DESCRIPTION				PRICE PER EACH	
	PART NUMBER	LENGTH	GIRTH	WEIGHT	GALVALUME®	SMP
2 X 2 INSIDE ANGLE 	AR-120	10'-2"	5"	2.75#	13.60	16.05
3 X 3 OUTSIDE ANGLE 	AR-121	10'-2"	7"	3.85#	16.50	19.95
3 X 3 INSIDE ANGLE 	AR-122	10'-2"	7"	3.85#	16.50	19.95
4 X 4 OUTSIDE ANGLE 	AR-123	10'-2"	9"	4.94#	19.35	23.85
4 X 4 INSIDE ANGLE 	AR-124	10'-2"	9"	4.94#	19.35	23.85



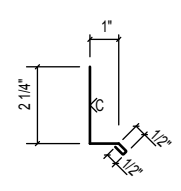
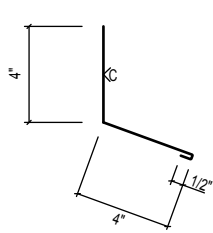
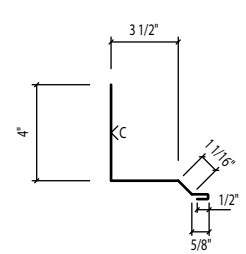
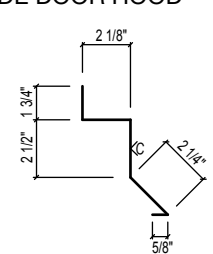
2141 Second Avenue S.W.
 Cullman, Alabama 35055
 800.438.1606 Toll Free
 256.739.6827 Tel. | 256.739.5657 Fax

17600 Badtke Road
 Hockley, TX 77447
 1.866.749.COMP (2667) Toll Free
 281.213.6100 Tel. | 281.213.6101 Fax

3387 Davey Allison Blvd.
 Hueytown, AL 35023
 1.877.887.4247 Toll Free
 205.744.1561 Tel. | 205.744.1562 Fax

www.inlandbuildings.com

TRIM

ITEM	DESCRIPTION				PRICE PER EACH	
	PART NUMBER	LENGTH	GIRTH	WEIGHT	GALVALUME®	SMP
BASE TRIM 	AR-125	10'-2"	4 1/8"	2.27#	11.05	13.10
	(Additional part numbers and dimensions for Base Trim are not explicitly listed in the table rows)					
TRANSITION TRIM  <p>Specify roof slope.</p>	AR-126A	10'-2"	8 1/2"	4.67#	16.10	20.30
	AR-126B	20'-2"	8 1/2"	9.26#	28.20	36.55
ROOF CONVERSION TRIM 	AR-127A	10'-2"	9 11/16"	5.30#	20.35	25.15
	AR-127A	20'-2"	9 11/16"	10.55#	34.10	43.65
SLIDE DOOR HOOD 	AR-128	10'-2"	9 1/4"	5.08#	18.45	23.05
	(Additional part numbers and dimensions for Slide Door Hood are not explicitly listed in the table rows)					
BOX EAVE GUTTER  <p>Specify roof slope.</p>	AR-129A	10'-2"	20 3/4"	11.39#	37.60	47.90
	AR-129B	20'-2"	20 3/4"	24.30#	67.05	87.50



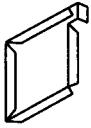

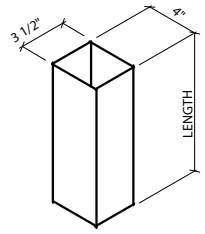
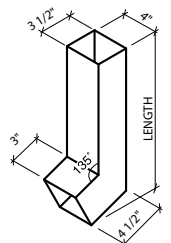
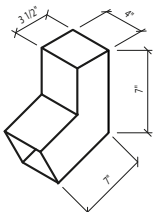
2141 Second Avenue S.W.
 Cullman, Alabama 35055
 800.438.1606 Toll Free
 256.739.6827 Tel. | 256.739.5657 Fax

17600 Badtke Road
 Hockley, TX 77447
 1.866.749.COMP (2667) Toll Free
 281.213.6100 Tel. | 281.213.6101 Fax

3387 Davey Allison Blvd.
 Hueytown, AL 35023
 1.877.887.4247 Toll Free
 205.744.1561 Tel. | 205.744.1562 Fax

www.inlandbuildings.com

TRIM

ITEM	DESCRIPTION				PRICE PER EACH	
	PART NUMBER			WEIGHT	GALVALUME®	SMP
GUTTER ENDS  Specify left or right.	AR-130			.21#	8.05	9.35
GUTTER STRAP 	FL-38	1'-0"	2½"	.23#	1.60	1.85
DOWNSPOUT (STRAIGHT) 	AR-131A	10'-0"	16 ¾"	9.10#	30.05	38.25
	AR-131B	12'-0"	16 ¾"	10.92#	36.05	45.85
	AR-131C	14'-0"	16 ¾"	12.74#	42.05	53.50
	AR-131D	16'-0"	16 ¾"	14.56#	48.10	61.15
	AR-131E	20'-0"	16 ¾"	18.20#	60.10	76.45
DOWNSPOUT (W/45° ELBOW) 	AR-132A	10'-0"	16 ¾"	9.10#	37.55	45.75
	AR-132B	12'-0"	16 ¾"	10.92#	43.55	53.35
	AR-132C	14'-0"	16 ¾"	12.74#	49.55	61.00
	AR-132D	16'-0"	16 ¾"	14.56#	55.60	68.65
	AR-132E	20'-0"	16 ¾"	18.20#	67.60	83.95
DOWNSPOUT ELBOW 	AR-133A	7"	16 ¾"	1.07#	16.70	18.25
	AR-133B	7"	16 ¾"	1.07#	16.70	18.25



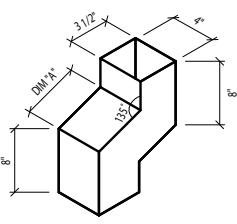
2141 Second Avenue S.W.
 Cullman, Alabama 35055
 800.438.1606 Toll Free
 256.739.6827 Tel. | 256.739.5657 Fax

17600 Badtke Road
 Hockley, TX 77447
 1.866.749.COMP (2667) Toll Free
 281.213.6100 Tel. | 281.213.6101 Fax

3387 Davey Allison Blvd.
 Hueytown, AL 35023
 1.877.887.4247 Toll Free
 205.744.1561 Tel. | 205.744.1562 Fax

www.inlandbuildings.com

TRIM

DOWNSPOUT OFFSET 	PART	LENGTH	GIRTH	WEIGHT	GALVALUME®	SMP
	NUMBER					
	AR-134A	6" – 5'-0"	16 3/4"	.91# (FT)	36.65	40.70
	AR-134B	5'-1" – 10'-0"	16 3/4"	.91# (FT)	51.50	58.50
NOTE: Specify DIM. A (Slope Dimension)						

TRIM PRICING:

- All SMP colors are 26 gauge.
- All GALVALUME® is 26 gauge.
- When ordering standard trim in custom lengths, use price per linear foot for standard trim (10'0") plus a 10% surcharge.
- Prices do not include standard packaging.

PACKAGING COST:

- Trim with girth greater than 15" 20 pieces/carton
- Trim with girth less than 15" 50 pieces/carton
- Downspouts..... 12/carton
- Standard Packaging: 500# test cardboard with protective interleaf and metal bands \$21.20 (10') \$35.40 (21')
- Paper wrap only (For customer pick-up only) \$5.00 (10') \$10.00 (21')
- LTL Packaging: 500# test cardboard with protective interleaf, wood blocks and metal bands. \$42.40 (10') \$70.65 (21')
- Plywood crating \$8.25/linear foot
- Special Packaging Please Inquire.

DELIVERY:

- 29 gauge stock colors (see color chart) Approximately 3 Working Days
- Other gauges, colors, and metals Please Inquire.

SPECIAL TRIM PRICING

FORMULA FOR PRICING SPECIAL TRIM

Use the following formula to calculate the Price Per Foot of Trim:

Girth of Material x Price per Inch of Girth + Price per Number of Breaks

Price per Inch of Girth - 26 Gauge (GALVALUME) ~ \$0.17

- 26 Gauge (SMP COLOR) ~ \$0.22

Price per Break (Hem equals two breaks) ~ \$0.10

- All trim to be 26 gauge material unless noted otherwise.
- Customer drawing or sketch of special trim must be in our possession for order to be processed.
- Specify the side with the finish color.
- If more than one special trim is required, number each piece SF1, SF2, SF3, etc.
- Tapered trim requirements: \$15.00 Set-Up charge per section - NO EXCEPTIONS. Drawings must be furnished by customer and be "shop ready".
- 5'-0 minimum length.



2141 Second Avenue S.W.
 Cullman, Alabama 35055
 800.438.1606 Toll Free
 256.739.6827 Tel. | 256.739.5657 Fax

17600 Badtke Road
 Hockley, TX 77447
 1.866.749.COMP (2667) Toll Free
 281.213.6100 Tel. | 281.213.6101 Fax

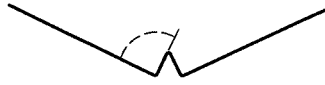
3387 Davey Allison Blvd.
 Hueytown, AL 35023
 1.877.887.4247 Toll Free
 205.744.1561 Tel. | 205.744.1562 Fax

www.inlandbuildings.com

ANGLE CHART FOR ROOF LINE TRIM



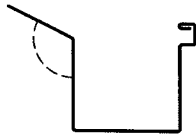
Hip



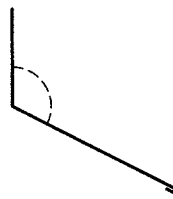
Valley



Ridge



Gutter



Transition



Inside

	Roof Slope											
	1:12	2:12	3:12	4:12	5:12	6:12	7:12	8:12	9:12	10:12	11:12	12:12
Hip	173°	166°	160°	154°	148°	143°	138°	133°	129°	126°	123°	120°
Valley	117°	113°	110°	107°	104°	102°	99°	97°	95°	93°	92°	90°
Ridge	170°	161°	152°	143°	135°	127°	120°	113°	106°	100°	95°	90°
Gutter and Transition	94°	99°	104°	108°	112°	116°	120°	123°	126°	129°	132°	135°
Inside	86°	81°	76°	72°	68°	64°	60°	57°	54°	51°	48°	45°

This chart assumes the roof slopes are the same on both sides of the hip, valley, or ridge line.
 Contact your salesperson if the roof slopes are different.

