



2141 Second Avenue S.W.
 Cullman, Alabama 35055
 800.438.1606 Toll Free
 256.739.6827 Tel. | 256.739.5657 Fax

17600 Badtke Road
 Hockley, TX 77447
 1.866.749.COMP (2667) Toll Free
 281.213.6100 Tel. | 281.213.6101 Fax

3387 Davey Allison Blvd.
 Hueytown, AL 35023
 1.877.887.4247 Toll Free
 205.744.1561 Tel. | 205.744.1562 Fax

www.inlandbuildings.com

TRIM

ITEM	DESCRIPTION				PRICE PER EACH		
CORNER TRIM - OUTSIDE ("R" AND "A" PANEL) 	PART NUMBER	LENGTH	GIRTH	WEIGHT	GALVALUME®	SMP	KYNAR
	FL-10A	10'-2"	12 5/8"	8.50#	29.70	35.95	42.45
	FL-10B	12'-2"	12 5/8"	9.69#	35.50	43.00	50.75
	FL-10C	14'-2"	12 5/8"	11.28#	41.35	50.10	59.10
	FL-10D	16'-2"	12 5/8"	12.87#	47.20	57.15	67.45
	FL-10E	20'-2"	12 5/8"	16.06#	58.85	71.30	84.15
CORNER TRIM - OUTSIDE ("U" PANEL) 	PART NUMBER	LENGTH	GIRTH	WEIGHT	GALVALUME®	SMP	KYNAR
	FL-11A	10'-2"	11 3/8"	8.98#	27.90	33.50	39.35
	FL-11B	12'-2"	11 3/8"	10.75#	33.35	40.10	47.10
	FL-11C	14'-2"	11 3/8"	12.52#	38.85	46.70	54.85
	FL-11D	16'-2"	11 3/8"	14.29#	44.30	53.30	62.60
	FL-11E	20'-2"	11 3/8"	17.82#	55.30	66.50	78.05
CORNER TRIM - INSIDE ("R" PANEL) 	PART NUMBER	LENGTH	GIRTH	WEIGHT	GALVALUME®	SMP	KYNAR
	FL-12	10'-2"	15"	10.67#	33.10	40.55	48.25
CORNER TRIM - INSIDE ("U" PANEL) 	PART NUMBER	LENGTH	GIRTH	WEIGHT	GALVALUME®	SMP	KYNAR
	FL-13	10'-2"	10 5/8"	7.56#	26.80	32.05	37.50

Consult the SBS TECHNICAL MANUAL for proper product application, design details and other product information.



2141 Second Avenue S.W.
 Cullman, Alabama 35055
 800.438.1606 Toll Free
 256.739.6827 Tel. | 256.739.5657 Fax

17600 Badtke Road
 Hockley, TX 77447
 1.866.749.COMP (2667) Toll Free
 281.213.6100 Tel. | 281.213.6101 Fax

3387 Davey Allison Blvd.
 Hueytown, AL 35023
 1.877.887.4247 Toll Free
 205.744.1561 Tel. | 205.744.1562 Fax

www.inlandbuildings.com

TRIM

ITEM	DESCRIPTION				PRICE PER EACH		
	PART NUMBER	LENGTH	GIRTH	WEIGHT	GALVALUME®	SMP	KYNAR
PBA PANEL STARTER 	FL-14A	10'-2"	7 1/4"	5.16#	15.55	19.15	22.90
	FL-14B	12'-2"	7 1/4"	6.18#	18.65	22.95	27.40
	FL-14C	14'-2"	7 1/4"	7.19#	21.70	26.70	31.90
	FL-14D	16'-2"	7 1/4"	8.20#	24.75	30.45	36.40
	FL-14E	20'-2"	7 1/4"	10.23#	30.85	38.00	45.40
BOX RAKE TRIM ("R" PANEL) 	FL-15A	10'-2"	20 1/4"	14.41#	38.15	48.20	58.60
	FL-15B	20'-2"	20 1/4"	28.59#	67.00	86.85	107.45
RAKE ENDS PEAK BOX (specify roof slope)	FL-16	N/A	N/A	.22#	7.20	8.70	10.05
	FL-17	N/A	N/A	2.10#	23.95	24.95	27.15
BOX RAKE TRIM ("U" PANEL) 	FL-18A	10'-2"	20 1/4"	14.41#	38.15	48.20	58.60
	FL-18B	20'-2"	20 1/4"	28.59#	67.00	86.85	107.45
RAKE ENDS PEAK BOX (specify roof slope)	FL-19	N/A	N/A	.22#	7.20	8.70	10.05
	FL-20	N/A	N/A	2.10#	23.95	24.95	27.15
SCULPTURED RAKE TRIM ("R" PANEL) 	FL-21A	10'-2"	20 3/4"	14.77#	40.15	50.45	61.10
	FL-21B	20'-2"	20 3/4"	29.29#	69.60	90.05	111.15
RAKE ENDS PEAK BOX (Specify roof slope)	FL-22	N/A	N/A	.22#	7.20	8.70	10.05
	FL-23	N/A	N/A	2.10#	23.95	24.95	27.15

NOTE: Add \$6.50 per mitered piece. Specify left or right.

Consult the SBS TECHNICAL MANUAL for proper product application, design details and other product information.



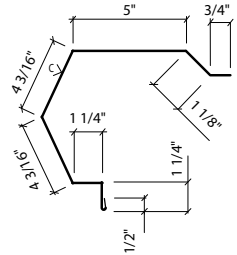
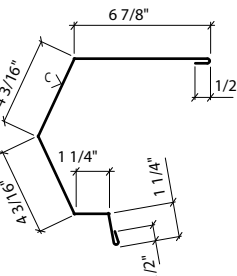
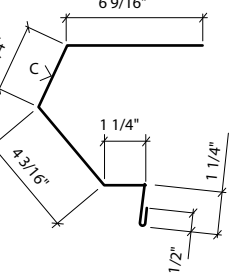
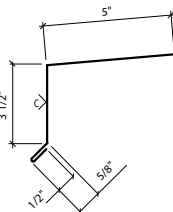
2141 Second Avenue S.W.
 Cullman, Alabama 35055
 800.438.1606 Toll Free
 256.739.6827 Tel. | 256.739.5657 Fax

17600 Badtke Road
 Hockley, TX 77447
 1.866.749.COMP (2667) Toll Free
 281.213.6100 Tel. | 281.213.6101 Fax

3387 Davey Allison Blvd.
 Hueytown, AL 35023
 1.877.887.4247 Toll Free
 205.744.1561 Tel. | 205.744.1562 Fax

www.inlandbuildings.com

TRIM

ITEM	DESCRIPTION				PRICE PER EACH		
	PART NUMBER	LENGTH	GIRTH	WEIGHT	GALVALUME®	SMP	KYNAR
SCULPTURED RAKE TRIM ("U" PANEL) 	PART						
	FL-24A	10'-2"	18 1/4"	12.99#	36.55	45.60	54.95
	FL-24B	20'-2"	18 1/4"	25.76#	62.45	80.40	99.00
	NOTE: Add \$6.50 per mitered piece. Specify left or right.						
RAKE ENDS	FL-22	N/A	N/A	.22#	7.20	8.70	10.05
PEAK BOX (Specify roof slope)	FL-26	N/A	N/A	2.10#	23.95	24.95	27.15
SCULPTURED HIGH SIDE EAVE 	PART						
	FL-27A	10'-2"	18 3/4"	13.34#	37.25	46.55	56.20
	FL-27B	20'-2"	18 3/4"	26.47#	63.90	82.35	101.45
	NOTE: Add \$6.50 per mitered piece. Specify left or right. Specify roof slope.						
END CAP (Specify roof slope)	FL-28			.22#	7.20	8.70	10.05
LOW SIDE EAVE TRIM 	PART						
	FL-29A	10'-2"	16 1/2"	11.75#	31.45	39.65	48.10
	FL-29B	20'-2"	16 1/2"	23.29#	54.90	71.15	87.95
	NOTE: Add \$6.50 per mitered piece. Specify left or right. Specify roof slope.						
END CAP (Specify roof slope)	FL-30			.22#	7.20	8.70	10.05
EAVE TRIM (ALL PANELS)  Specify roof slope	PART						
	FL-31A	10'-2"	9 5/8"	6.85#	19.00	23.75	28.70
	FL-31B	20'-2"	9 5/8"	13.59#	32.65	42.15	51.95

Consult the SBS TECHNICAL MANUAL for proper product application, design details and other product information.



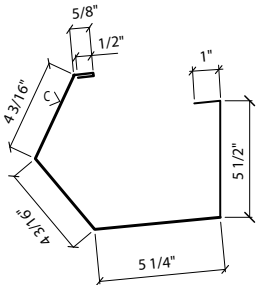
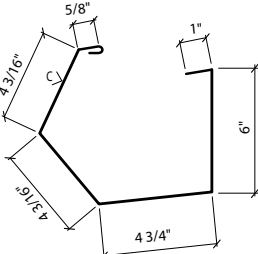
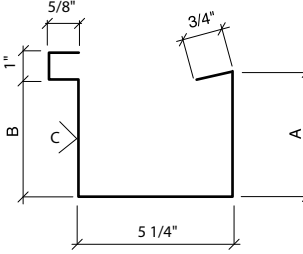
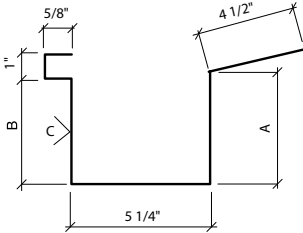

2141 Second Avenue S.W.
 Cullman, Alabama 35055
 800.438.1606 Toll Free
 256.739.6827 Tel. | 256.739.5657 Fax

17600 Badtke Road
 Hockley, TX 77447
 1.866.749.COMP (2667) Toll Free
 281.213.6100 Tel. | 281.213.6101 Fax

3387 Davey Allison Blvd.
 Hueytown, AL 35023
 1.877.887.4247 Toll Free
 205.744.1561 Tel. | 205.744.1562 Fax

www.inlandbuildings.com

TRIM

ITEM	DESCRIPTION					PRICE PER EACH			
	PART NUMBER	LENGTH	GIRTH	WEIGHT	GALVALUME®	SMP	KYNAR		
SCULPTURED HANG-ON GUTTER ("R" PANEL) 	PART								
	FL-32A	10'-2"	21 1/4"	15.12#	39.60	50.15	61.05		
	FL-32B	20'-2"	21 1/4"	30.00#	69.75	90.70	112.35		
NOTE: Add \$6.50 per mitered piece. Specify left or right. Specify roof slope.									
GUTTER ENDS Specify roof slope	FL-33 (specify left or right)			.22#	8.05	9.35	10.75		
SCULPTURED HANG-ON GUTTER ("U" PANEL) 	PART								
	FL-34A	10'-2"	21 1/4"	15.12#	39.60	50.15	61.05		
	FL-34B	20'-2"	21 1/4"	30.00#	69.75	90.75	112.35		
NOTE: Add \$6.50 per mitered piece. Specify left or right. Specify roof slope.									
GUTTER ENDS Specify roof slope	FL-35 (specify left or right)			.22#	8.05	9.35	10.75		
BOX HANG ON GUTTER 	PART	DIM.	DIM.						
	NUMBER	"A"	"B"	LENGTH	GIRTH	WEIGHT	GALVALUME®	SMP	KYNAR
	FL-36A	4 1/2"	4 1/4"	10'-2"	17"	12.10#	32.20	40.60	49.35
	FL-36B	4 1/2"	4 1/4"	20'-2"	17"	24.00#	56.35	73.05	90.40
For use with "U" panel.									
	FL-71A	4 1/4"	4 1/2"	10'-2"	17"	12.10#	32.20	40.60	49.35
	FL-71B	4 1/4"	4 1/2"	20'-2"	17"	24.00#	56.35	73.05	90.40
For use with "R" panel.									
Specify roof slope									
BOX EAVE GUTTER 	PART	DIM.	DIM.						
	NUMBER	"A"	"B"	LENGTH	GIRTH	WEIGHT	GALVALUME®	SMP	KYNAR
	FL-37A	4 1/2"	4 1/4"	10'-2"	20 3/4"	14.77#	37.60	47.90	58.55
	FL-37B	4 1/2"	4 1/4"	20'-2"	20 3/4"	29.29#	67.05	87.50	108.65
For use with "U" panel.									
	FL-72A	4 1/4"	4 1/2"	10'-2"	20 3/4"	14.77#	37.60	47.90	58.55
	FL-72B	4 1/4"	4 1/2"	20'-2"	20 3/4"	29.29#	67.05	87.50	108.65
For use with "R" panel.									
Specify roof slope									
GUTTER STRAP 	PART								
	NUMBER	LENGTH	GIRTH	WEIGHT	GALVALUME®	SMP	KYNAR		
	FL-38	1'-0"	2 1/2"	.23#	1.60	1.85	2.15		
For use with "PBU" or "PBR" on FL-32 and FL-34									

Consult the SBS TECHNICAL MANUAL for proper product application, design details and other product information.



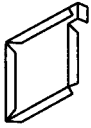
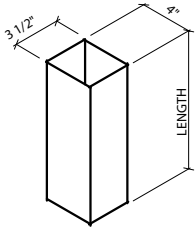
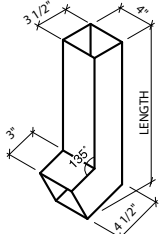
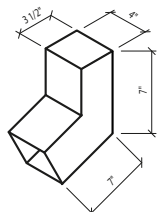
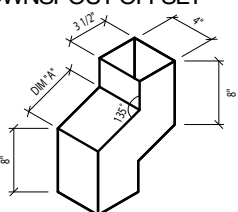
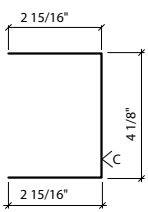
2141 Second Avenue S.W.
 Cullman, Alabama 35055
 800.438.1606 Toll Free
 256.739.6827 Tel. | 256.739.5657 Fax

17600 Badtke Road
 Hockley, TX 77447
 1.866.749.COMP (2667) Toll Free
 281.213.6100 Tel. | 281.213.6101 Fax

3387 Davey Allison Blvd.
 Hueytown, AL 35023
 1.877.887.4247 Toll Free
 205.744.1561 Tel. | 205.744.1562 Fax

www.inlandbuildings.com

TRIM

ITEM	DESCRIPTION				PRICE PER EACH		
	PART NUMBER	LENGTH	GIRTH	WEIGHT	GALVALUME®	SMP	KYNAR
GUTTER ENDS  Specify left or right.	FL-39A	For use with FL-36A, FL-36B, FL-37A and FL-37B.		.21#	8.05	9.35	10.75
	FL-39B	For use with FL-71A, FL-71B, FL-72A and FL-72B.		.21#	8.05	9.35	10.75
DOWNSPOUT (STRAIGHT) 	FL-40A	10'-0"	16 3/4"	11.73#	30.05	38.25	46.70
	FL-40B	12'-0"	16 3/4"	14.07#	36.05	45.85	56.00
	FL-40C	14'-0"	16 3/4"	16.42#	42.05	53.50	65.35
	FL-40D	16'-0"	16 3/4"	18.76#	48.10	61.15	74.70
	FL-40E	20'-0"	16 3/4"	23.45#	60.10	76.45	93.35
DOWNSPOUT (W/45° ELBOW) 	FL-41A	10'-0"	16 3/4"	11.73#	37.55	45.75	54.20
	FL-41B	12'-0"	16 3/4"	14.07#	43.55	53.35	63.50
	FL-41C	14'-0"	16 3/4"	16.42#	49.55	61.00	72.85
	FL-41D	16'-0"	16 3/4"	18.76#	55.60	68.65	82.20
	FL-41E	20'-0"	16 3/4"	23.45#	67.60	83.95	100.85
DOWNSPOUT ELBOW 	FL-42 (45°)	7"	16 3/4"	1.40#	16.70	18.25	19.70
	FL-43 (90°)	7"	16 3/4"	1.40#	16.70	18.25	19.70
DOWNSPOUT OFFSET 	FL-44A	6" - 5'-0"	16 3/4"	1.14# (FT)	36.65	40.70	48.45
	FL-44B	5'-1" - 10'-0"	16 3/4"	1.14# (FT)	51.50	58.50	66.30
	NOTE: Specify DIM. A (Slope Dimension)						
DOWNSPOUT STRAP 	FL-45	1"	10"	.08#	3.65	3.95	4.25

Consult the SBS TECHNICAL MANUAL for proper product application, design details and other product information.



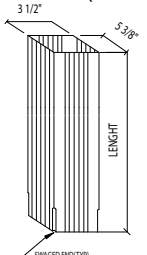
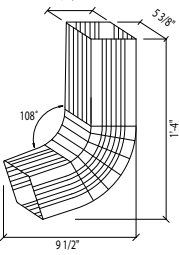
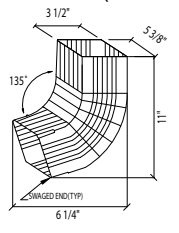
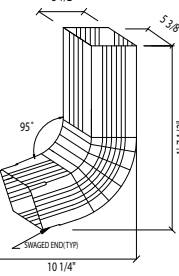
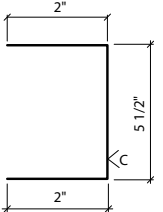
2141 Second Avenue S.W.
 Cullman, Alabama 35055
 800.438.1606 Toll Free
 256.739.6827 Tel. | 256.739.5657 Fax

17600 Badtke Road
 Hockley, TX 77447
 1.866.749.COMP (2667) Toll Free
 281.213.6100 Tel. | 281.213.6101 Fax

3387 Davey Allison Blvd.
 Hueytown, AL 35023
 1.877.887.4247 Toll Free
 205.744.1561 Tel. | 205.744.1562 Fax

www.inlandbuildings.com

TRIM

ITEM	DESCRIPTION				PRICE PER EACH		
	PART NUMBER	LENGTH	GIRTH	WEIGHT	GALVALUME®	SMP	KYNAR
ROLL FORMED DOWNSPOUT (STRAIGHT) 	FL-100A	10'-0"	17 9/16"	12.47#	24.95	33.55	N/A
	FL-100B	12'-0"	17 9/16"	14.97#	29.95	40.25	N/A
	FL-100C	14'-0"	17 9/16"	17.46#	34.95	46.95	N/A
	FL-100D	16'-0"	17 9/16"	19.96#	39.90	53.65	N/A
	FL-100E	20'-0"	17 9/16"	24.44#	49.90	67.05	N/A
	NOTE: Available in 26 GA only.						
ROLL FORMED DOWNSPOUT (72° KICKOUT) 	FL-101	1'-4"	17 9/16"	2.29#	10.60	12.05	N/A
	NOTE: Available in 26 GA only.						
ROLL FORMED DOWNSPOUT (45° OFFSET) 	FL-102	0'-11"	17 9/16"	1.25#	8.75	9.55	N/A
	NOTE: Available in 26 GA only.						
ROLL FORMED DOWNSPOUT (5° OFFSET) 	FL-103	1'-7 1/2"	17 9/16"	2.86#	11.45	13.00	N/A
	NOTE: Available in 26 GA only.						
ROLL FORMED DOWNSPOUT STRAP 	FL-104	0'-1"	9 1/2"	.08#	3.70	4.15	N/A

Consult the SBS TECHNICAL MANUAL for proper product application, design details and other product information.
 SUBJECT TO CHANGE WITHOUT NOTICE



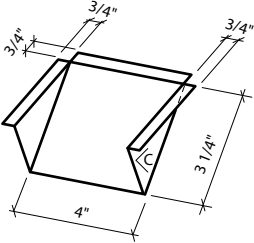
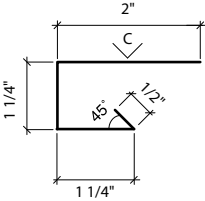
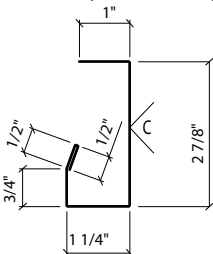
2141 Second Avenue S.W.
 Cullman, Alabama 35055
 800.438.1606 Toll Free
 256.739.6827 Tel. | 256.739.5657 Fax

17600 Badtke Road
 Hockley, TX 77447
 1.866.749.COMP (2667) Toll Free
 281.213.6100 Tel. | 281.213.6101 Fax

3387 Davey Allison Blvd.
 Hueytown, AL 35023
 1.877.887.4247 Toll Free
 205.744.1561 Tel. | 205.744.1562 Fax

www.inlandbuildings.com

TRIM

ITEM	DESCRIPTION				PRICE PER EACH		
	PART NUMBER	LENGTH	GIRTH	WEIGHT	GALVALUME®	SMP	KYNAR
SCUPPER 	FL-46	4"	8"	.22#	11.80	12.75	16.00
JAMB TRIM ("U" PANEL) 	FL-47A	7'-3"	5"	2.54#	9.00	10.75	12.60
	FL-47B	10'-3"	5"	3.59#	11.15	13.65	16.25
	FL-47C	12'-3"	5"	4.29#	13.30	16.30	19.40
	FL-47D	14'-3"	5"	4.99#	15.50	18.95	22.55
JAMB TRIM ("R" PANEL) 	FL-48A	7'-3"	5"	2.54#	9.00	10.75	12.60
	FL-48B	10'-3"	5"	3.59#	11.15	13.65	16.25
	FL-48C	12'-3"	5"	4.29#	13.30	16.30	19.40
	FL-48D	14'-3"	5"	4.99#	15.50	18.95	22.55
JAMB TRIM ("A" PANEL) 	FL-49A	7'-3"	6 7/8"	3.55#	14.90	17.40	19.95
	FL-49B	10'-3"	6 7/8"	5.02#	17.90	21.40	25.00
	FL-49C	12'-3"	6 7/8"	6.00#	21.40	25.55	29.90
	FL-49D	14'-3"	6 7/8"	6.98#	24.85	29.75	34.80

Consult the SBS TECHNICAL MANUAL for proper product application, design details and other product information.



2141 Second Avenue S.W.
 Cullman, Alabama 35055
 800.438.1606 Toll Free
 256.739.6827 Tel. | 256.739.5657 Fax

17600 Badtke Road
 Hockley, TX 77447
 1.866.749.COMP (2667) Toll Free
 281.213.6100 Tel. | 281.213.6101 Fax

3387 Davey Allison Blvd.
 Hueytown, AL 35023
 1.877.887.4247 Toll Free
 205.744.1561 Tel. | 205.744.1562 Fax

www.inlandbuildings.com

TRIM

ITEM	DESCRIPTION				PRICE PER EACH		
	PART NUMBER	LENGTH	GIRTH	WEIGHT	GALVALUME®	SMP	KYNAR
HEAD TRIM ("R" OR "A" PANEL) 	PART NUMBER	LENGTH	GIRTH	WEIGHT	GALVALUME®	SMP	KYNAR
	FL-50A	3'-4"	5 5/8"	1.31#	7.85	8.75	9.70
	FL-50B	4'-4"	5 5/8"	1.71#	8.65	9.85	11.05
	FL-50C	6'-4"	5 5/8"	2.50#	10.25	12.00	13.80
	FL-50D	10'-4"	5 5/8"	4.07#	13.45	16.30	19.20
	FL-50E	12'-4"	5 5/8"	4.86#	16.05	19.40	22.95
	FL-50F	14'-4"	5 5/8"	5.65#	18.65	22.55	26.65
HEAD TRIM - ("U" PANEL) 	PART NUMBER	LENGTH	GIRTH	WEIGHT	GALVALUME®	SMP	KYNAR
	FL-51A	3'-4"	5"	1.17#	7.55	8.35	9.20
	FL-51B	4'-4"	5"	1.52#	8.25	9.30	10.40
	FL-51C	6'-4"	5"	2.22#	9.70	11.25	12.85
	FL-51D	10'-4"	5"	3.62#	12.50	15.05	17.65
	FL-51E	12'-4"	5"	5.50#	14.95	17.95	21.05
	FL-51F	14'-4"	5"	6.39#	17.35	20.85	24.50
HEAD TRIM - ("R" PANEL) 	PART NUMBER	LENGTH	GIRTH	WEIGHT	GALVALUME®	SMP	KYNAR
	FL-52A	3'-4"	6 3/8"	1.49#	9.50	10.55	11.60
	FL-52B	4'-4"	6 3/8"	1.93#	10.40	11.75	13.15
	FL-52C	6'-4"	6 3/8"	2.83#	12.20	14.20	16.20
	FL-52D	10'-4"	6 3/8"	4.61#	15.85	19.05	22.35
	FL-52E	12'-4"	6 3/8"	5.50#	18.90	22.75	26.70
	FL-52F	14'-4"	6 3/8"	6.39#	21.95	26.40	31.05
WINDOW SILL TRIM 	PART NUMBER	LENGTH	GIRTH	WEIGHT	GALVALUME®	SMP	KYNAR
	FL-53	10'-2"	6"	4.27#	12.50	15.45	18.55
DRIP TRIM - ("R" AND "A" PANELS) 	PART NUMBER	LENGTH	GIRTH	WEIGHT	GALVALUME®	SMP	KYNAR
	FL-54A	10'-2"	10 5/8"	7.68#	23.00	28.25	33.70
	FL-54B	20'-2"	10 5/8"	15.22#	38.10	48.55	59.35

Consult the SBS TECHNICAL MANUAL for proper product application, design details and other product information.



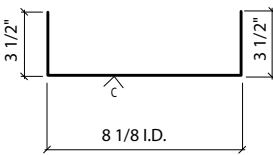
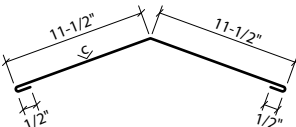
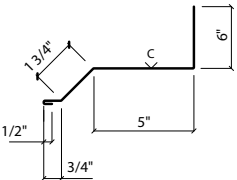
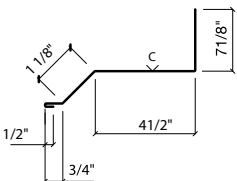
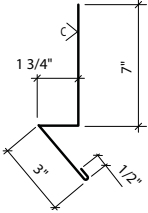
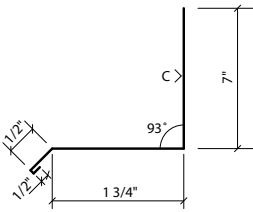
2141 Second Avenue S.W.
 Cullman, Alabama 35055
 800.438.1606 Toll Free
 256.739.6827 Tel. | 256.739.5657 Fax

17600 Badtke Road
 Hockley, TX 77447
 1.866.749.COMP (2667) Toll Free
 281.213.6100 Tel. | 281.213.6101 Fax

3387 Davey Allison Blvd.
 Hueytown, AL 35023
 1.877.887.4247 Toll Free
 205.744.1561 Tel. | 205.744.1562 Fax

www.inlandbuildings.com

TRIM

ITEM	DESCRIPTION				PRICE PER EACH		
	PART NUMBER	LENGTH	GIRTH	WEIGHT	GALVALUME®	SMP	KYNAR
CHANNEL CLOSURE TRIM 	PART NUMBER	LENGTH	GIRTH	WEIGHT	GALVALUME®	SMP	KYNAR
	FL-55	10'-2"	15 1/8"	10.76#	24.40	31.90	39.65
FLAT RIDGE CAP  Specify roof slope.	PART NUMBER	LENGTH	GIRTH	WEIGHT	GALVALUME®	SMP	KYNAR
	FL-56A	10'-2"	24"	17.40#	41.00	52.95	65.25
	FL-56B	20'-2"	24"	34.80#	75.10	98.75	123.15
ROOF CONVERSION TRIM ("R" PANEL) 	PART NUMBER	LENGTH	GIRTH	WEIGHT	GALVALUME®	SMP	KYNAR
	FL-57A	10'-2"	14"	9.96#	26.60	33.55	40.70
	FL-57B	20'-2"	14"	19.76#	46.45	60.25	74.50
ROOF CONVERSION TRIM ("U" PANEL) 	PART NUMBER	LENGTH	GIRTH	WEIGHT	GALVALUME®	SMP	KYNAR
	FL-58A	10'-2"	14"	9.96#	26.60	33.55	40.70
	FL-58B	20'-2"	14"	19.76#	46.45	60.25	74.50
BASE TRIM - ALL PANELS 	PART NUMBER	LENGTH	GIRTH	WEIGHT	GALVALUME®	SMP	KYNAR
	FL-59	10'-2"	12 1/4"	8.85#	22.80	28.85	35.15
For use without sheeting notch in concrete.							
BASE TRIM - ALL PANELS 	PART NUMBER	LENGTH	GIRTH	WEIGHT	GALVALUME®	SMP	KYNAR
	FL-60	10'-2"	9 3/4"	6.44#	19.20	24.00	29.00
For use with sheeting notch in concrete.							

Consult the SBS TECHNICAL MANUAL for proper product application, design details and other product information.



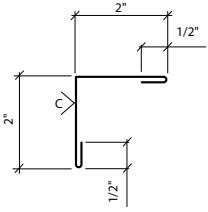
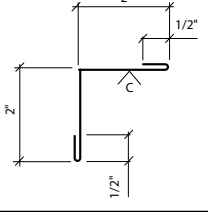
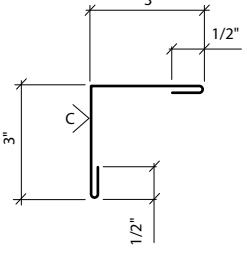
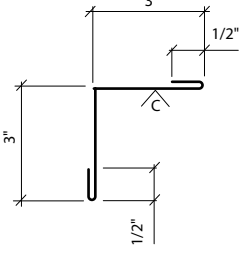
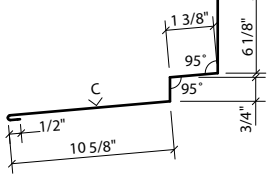
2141 Second Avenue S.W.
 Cullman, Alabama 35055
 800.438.1606 Toll Free
 256.739.6827 Tel. | 256.739.5657 Fax

17600 Badtke Road
 Hockley, TX 77447
 1.866.749.COMP (2667) Toll Free
 281.213.6100 Tel. | 281.213.6101 Fax

3387 Davey Allison Blvd.
 Hueytown, AL 35023
 1.877.887.4247 Toll Free
 205.744.1561 Tel. | 205.744.1562 Fax

www.inlandbuildings.com

TRIM

ITEM	DESCRIPTION				PRICE PER EACH		
	PART NUMBER	LENGTH	GIRTH	WEIGHT	GALVALUME®	SMP	KYNAR
2 X 2 OUTSIDE ANGLE 	FL-61	10'-2"	5"	3.56#	13.60	16.05	18.65
2 X 2 INSIDE ANGLE 	FL-62	10'-2"	5"	3.56#	13.60	16.05	18.65
3 X 3 OUTSIDE ANGLE 	FL-63	10'-2"	7"	4.98#	16.50	19.95	23.55
3 X 3 INSIDE ANGLE 	FL-64	10'-2"	7"	4.98#	16.50	19.95	23.55
TIE-IN TRIM  <p>Specify roof slope.</p>	FL-65	10'-2"	19 ³ / ₈ "	13.44#	34.35	43.95	53.90

Consult the SBS TECHNICAL MANUAL for proper product application, design details and other product information.



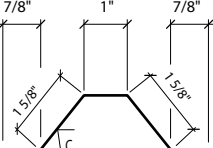
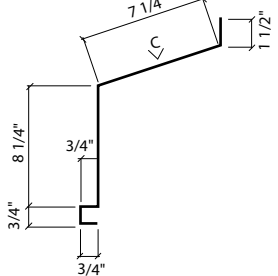
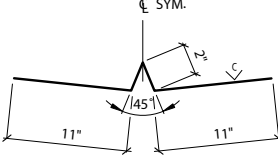
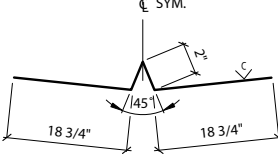
2141 Second Avenue S.W.
 Cullman, Alabama 35055
 800.438.1606 Toll Free
 256.739.6827 Tel. | 256.739.5657 Fax

17600 Badtke Road
 Hockley, TX 77447
 1.866.749.COMP (2667) Toll Free
 281.213.6100 Tel. | 281.213.6101 Fax

3387 Davey Allison Blvd.
 Hueytown, AL 35023
 1.877.887.4247 Toll Free
 205.744.1561 Tel. | 205.744.1562 Fax

www.inlandbuildings.com

TRIM

ITEM	DESCRIPTION				PRICE PER EACH		
	PART NUMBER	LENGTH	GIRTH	WEIGHT	GALVALUME®	SMP	KYNAR
LIGHT TRANSMITTING PANEL TRIM ("R" PANEL) 	FL-66A	10'-8"	6"	4.48#	14.45	17.65	20.80
	FL-66B	12'-0"	6"	5.04#	16.25	19.75	23.40
SLIDE DOOR HOOD 	FL-67	10'-2"	19 1/4"	13.70#	34.15	43.70	53.60
	FL-68				8.20	9.40	10.55
STANDARD VALLEY  <p>Specify roof pitch</p>	FL-69A	10'-2"	26"	18.50#	41.35	54.25	67.60
	FL-69B	20'-2"	26"	36.70#	78.30	103.90	130.35
EXTENDED VALLEY  <p>Specify roof pitch</p>	FL-70A	10'-2"	41 1/2"	29.58#	63.75	84.35	105.65
	FL-70B	20'-2"	41 1/2"	58.66#	122.65	163.55	205.80

Consult the SBS TECHNICAL MANUAL for proper product application, design details and other product information.



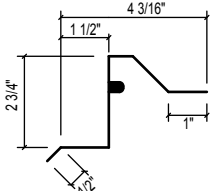
2141 Second Avenue S.W.
 Cullman, Alabama 35055
 800.438.1606 Toll Free
 256.739.6827 Tel. | 256.739.5657 Fax

17600 Badtke Road
 Hockley, TX 77447
 1.866.749.COMP (2667) Toll Free
 281.213.6100 Tel. | 281.213.6101 Fax

3387 Davey Allison Blvd.
 Hueytown, AL 35023
 1.877.887.4247 Toll Free
 205.744.1561 Tel. | 205.744.1562 Fax

www.inlandbuildings.com

TRIM

ITEM	DESCRIPTION				PRICE PER EACH		
	PART NUMBER	LENGTH	GIRTH	WEIGHT	GALVALUME®	SMP	KYNAR
BASE TRIM 	FL-81 NOTE: Material 20 ga. Burnished Slate only.	20'-0"	7 7/8"	20.0#	N/A	54.40	N/A

TRIM PRICING:

1. All trim is 26 gauge material unless noted.
2. 24 Gauge GALVALUME and Polar White are available at an additional cost.
3. When ordering standard trim in custom lengths, use price per linear foot for standard trim (10'0") plus a 10% surcharge.
4. Prices do not include standard packaging.
5. All Trim in KYNAR is 24 Gauge only.

PACKAGING COST:

1. Trim with girth greater than 15" 20 pieces/carton
2. Trim with girth less than 15" 50 pieces/carton
3. Downspouts..... 12/carton
4. Standard Packaging: 500# test cardboard with protective interleaf and metal bands \$21.20 (10') \$35.40 (21')
5. Paper wrap only (For customer pick-up only) \$5.00 (10') \$10.00 (21')
6. LTL Packaging: 500# test cardboard with protective interleaf, wood blocks and metal bands. \$42.40 (10') \$70.65 (21')
7. Plywood crating \$8.25/linear foot
8. Special Packaging Please Inquire.

DELIVERY:

1. 26 gauge stock colors (see color chart) Approximately 3 Working Days
2. Other gauges, colors, and metals Please Inquire.

SPECIAL TRIM PRICING

FORMULA FOR PRICING SPECIAL TRIM

Use the following formula to calculate the Price Per Foot of Trim:

Girth of Material x Price per Inch of Girth + Price per Number of Breaks

- Price per Inch of Girth
- 26 Gauge (GALVALUME) ~ \$0.17
 - 26 Gauge (SMP COLOR) ~ \$0.22
 - 26 Gauge (KYNAR COLOR) ~ PLEASE INQUIRE
 - 24 Gauge (GALVALUME) ~ \$0.19
 - 24 Gauge (SMP COLOR) ~ \$0.25
 - 24 Gauge (KYNAR COLOR) ~ \$0.30

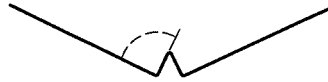
Price per Break (Hem equals two breaks) ~ \$0.10

1. All trim to be 26 gauge material unless noted otherwise.
2. Customer drawing or sketch of special trim must be in our possession for order to be processed.
3. Specify the side with the finish color.
4. If more than one special trim is required, number each piece SF1, SF2, SF3, etc.
5. Tapered trim requirements: \$15.00 Set-Up charge per section - NO EXCEPTIONS. Drawings must be furnished by customer and be "shop ready".
6. 5'-0 minimum length.

ANGLE CHART FOR ROOF LINE TRIM



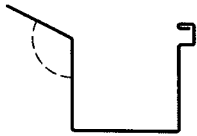
Hip



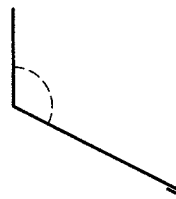
Valley



Ridge



Gutter



Transition



Inside

	Roof Slope											
	1:12	2:12	3:12	4:12	5:12	6:12	7:12	8:12	9:12	10:12	11:12	12:12
Hip	173°	166°	160°	154°	148°	143°	138°	133°	129°	126°	123°	120°
Valley	117°	113°	110°	107°	104°	102°	99°	97°	95°	93°	92°	90°
Ridge	170°	161°	152°	143°	135°	127°	120°	113°	106°	100°	95°	90°
Gutter and Transition	94°	99°	104°	108°	112°	116°	120°	123°	126°	129°	132°	135°
Inside	86°	81°	76°	72°	68°	64°	60°	57°	54°	51°	48°	45°

This chart assumes the roof slopes are the same on both sides of the hip, valley, or ridge line.
 Contact your salesperson if the roof slopes are different.



2141 Second Avenue S.W.
Cullman, Alabama 35055
800.438.1606 Toll Free
256.739.6827 Tel. | 256.739.5657 Fax

17600 Badtke Road
Hockley, TX 77447
1.866.749.COMP (2667) Toll Free
281.213.6100 Tel. | 281.213.6101 Fax

3387 Davey Allison Blvd.
Hueytown, AL 35023
1.877.887.4247 Toll Free
205.744.1561 Tel. | 205.744.1562 Fax

www.inlandbuildings.com

PRODUCT ERECTION DETAILS

PANEL PERFORMANCE WARNINGS!

The building panels are manufactured to the highest quality standards, offering long-term durability and performance. To assure optimum panel performance, special precautions must be taken while the panels are in a packaged state. Please take notice of the followings WARNINGS to insure that your panels are properly protected prior to installation and installed properly. Failure to follow these recommendations could void any panel warranty.

A. JOBSITE STORAGE

1. All building panels are extremely vulnerable to finish deterioration from moisture when in the nested, packaged condition. Long term storage of these panels (over 30 days) in the nested, packaged condition can be detrimental and may void the panel finish warranty. Erect panels immediately upon receipt for best results.
2. Moisture can form between dry panels from temperature changes alone. This can happen even when kept under-cover, out of the elements, and especially in winter. It is very important to install all panels as soon as possible.
3. Job site storage is the responsibility of the buyer and should always include tarping and the elevation of one end of every panel package to aid in the draining of any moisture that may accumulate between panels. Panels should always be stored above rising water levels.
4. Panels with evidence of water stain, paint blistering or other defects attributed to improper or long term field storage will not be eligible for claim.

B. INSTALLATION

1. All metal shavings or iron filings created during the erection process by drilling holes, cutting, or sawing must be swept off of the roof and wall panels daily. Failure to do so may cause permanent rust stains on the painted surface. Claims will not be accepted for this problem.
2. Cutting of panels or trim with circular saws is strongly discouraged. The fine metal particles created are hot and will embed themselves into any painted surface they contact. Removal of all of these particles is nearly impossible and will cause rust spots on the painted surfaces. This problem occurs most when cutting endwall panels to slope or cutting around wall openings. Claims will not be accepted for this problem.
3. All panels should be installed in a manner that the bottom cut edge of the panels is at least 1/4" above any direct contact with the concrete recess. The lime in the concrete will react with the aluminum in the GALVALUME® coating and cause coating failure and edge rust. Claims will not be accepted for this problem.
4. All panels installed with blanket insulation should follow this WARNING. Never cut the insulation off even with the edge of the panels as this will cause "wicking" of moisture and panel rust. Always fold back the insulation, with facing outward, at least 1" away from the panel edge.



2141 Second Avenue S.W.
Cullman, Alabama 35055
800.438.1606 Toll Free
256.739.6827 Tel. | 256.739.5657 Fax

17600 Badtke Road
Hockley, TX 77447
1.866.749.COMP (2667) Toll Free
281.213.6100 Tel. | 281.213.6101 Fax

3387 Davey Allison Blvd.
Hueytown, AL 35023
1.877.887.4247 Toll Free
205.744.1561 Tel. | 205.744.1562 Fax

www.inlandbuildings.com

PRODUCT ERECTION DETAILS

PANEL SAFETY WARNINGS!

1. These panels should be installed by a qualified professional that is knowledgeable with the proper installation of metal building panels and the safety precautions required.
2. Never install panels without wearing a tied-off safety harness and/or using a safety net as required by OSHA.
3. Unpainted secondary panels may have protective oil and/or metal working lubricant residues on their surfaces. Painted panels are coated with a wax to protect the painted surface during shipment. All panels should be viewed as extremely slippery, even if dry.
4. Never install or walk on wet building panels. Panels become extremely slippery when wet and could cause slippage or injury.
5. Take extreme care when walking on panels early in the morning as morning dew could be present and cause panels to be extremely slippery.
6. Never install panels in inclement weather (i.e. ice, snow, rain, lightning, etc.) as slippage or injury could occur.
7. All sloped roofs are dangerous. Be extremely careful when working on any sloped roof to avoid slipping or loss of balance.
8. Never install panels on windy days. Installers may be subject to injury if wind gusts cause them to lose their balance while carrying panels.
9. Be extremely careful installing panels (or any other steel or metal items) near electrical lines as these panels or items will conduct electricity and could cause electrocution.
10. Never walk on the top panel of an unsecured package of panels. The top panel will slide easily and may cause a fall and/or injury.
11. Never leave a bundle of panels unsecured on the sloped roof of a structure. The panels could slide off the roof like a "deck-of-cards" causing injury to those on the ground.
12. Always handle panels with care as all panel edges are sharp and can easily cause injury. Whenever possible, use gloves when handling.
13. **DO NOT WALK ON LIGHT TRANSMITTING PANELS!** Light transmitting panels must not be used for foot traffic nor should they support the undistributed weight of any individual. Roofing ladders or 1" x 12" planks must be used during installation, maintenance, or repair problems.



2141 Second Avenue S.W.
Cullman, Alabama 35055
800.438.1606 Toll Free
256.739.6827 Tel. | 256.739.5657 Fax

17600 Badtke Road
Hockley, TX 77447
1.866.749.COMP (2667) Toll Free
281.213.6100 Tel. | 281.213.6101 Fax

3387 Davey Allison Blvd.
Hueytown, AL 35023
1.877.887.4247 Toll Free
205.744.1561 Tel. | 205.744.1562 Fax

www.inlandbuildings.com

PRODUCT ERECTION DETAILS

GENERAL ERECTION NOTES

1. Make sure the building or structure is square and plumb before installing the sheeting and trim.
2. The drilling of holes in the roof panels by either the screws or a screw gun will leave metal shavings on the roof. These shavings must be swept from the roof each day to prevent surface rust. This rust may damage the panel finish and will void the panel warranty.
3. Do not cut any panels with a circular saw after they have been installed. The hot shavings may collect on the panel surface and damage the panel finish, voiding the panel warranty.
4. Stitch screws are used for panel to panel and/or panel to trim attachments. Member screws are used to attach panels and/or trim to the structurals. Either of these fasteners may be self-drilling or self-tapping, depending on which was ordered.
5. Some panels may require bevel cuts (i.e. hip condition, valley condition, endwall panels, etc.). All bevel cuts will be done in the field by the installer.
6. Rake trim, eave trim and gutter lap 2". All other trims lap 1 ".
7. Make sure all tape sealants and caulking are installed without any gaps or breaks.
8. The following pages show examples of standard conditions. Refer to your salesperson for assistance with non-standard conditions.

