



BUILDINGS

INNOVATIVE. ADAPTABLE. ENERGY EFFICIENT.



**Product Datasheets
Commercial & Industrial**




Today's building projects require the perfect combination of energy efficiency, creative versatility and construction efficiency. From freezing, sub-zero temperatures to dry heat or high humidity, Mother Nature continually tests the limits of building envelopes. Our insulated panels are specifically engineered to maintain interior climate control regardless of exterior weather conditions. Discover the broad range of insulated metal wall and roof profiles, finishes, colors, dimensions, trims, concealed fastening systems plus other options that will help you unleash your full design capabilities.



TABLE OF CONTENTS

Advantages	3
Color Availability Chart	4
DM40	5
DM45	6
HE40A	8
HW40	9
ST40	9
FL40	10
SR2	11
HR3	12



Advantages

More Energy Efficient:

- Superior thermal insulation capabilities compared to other insulating materials with an R-value of 8 per inch
- Closed cell polyisocyanurate insulation and self-aligning, double interlocking tongue and groove joints with concealed fasteners create an air-and-water-tight seal to stabilize interior environments

Single Component:

- Factory-injected insulation is continuously foamed in-place and integrated with dual metal facing panels to create a single high strength unit

Measurable Savings:

- Fast one-pass, single component installation eliminates the inefficiencies of multi-piece field assembled wall and roof systems saving in installation time and labor costs
- Insulated metal panels have high strength-to-weight ratio that allow for longer spans and reduce structural costs

Versatile:

- Hidden fastener systems with a variety of profiles, colors, finishes, accessories and trims integrate into any building design
- Can be used in either vertical and horizontal applications
- Design vision is not compromised when doors, windows or other construction materials are incorporated into the panel assembly

Sustainable:

- Minimum of 30% Recycled steel content
- 100% recyclable and reusable at the end of its service life
- Contributes to LEED® credits and Net-Zero Energy targets

Durable & Economical:

- Long service life with insulation R-values maintained for the life of the building
- Reduces operation costs and maintenance

Tested & Approved:

- Tested for compliance with North American industry standards and codes
- Factory Mutual approved

Design Services:

- Engineered shop/installation drawings
- Complete cladding packages including accessories and trims
- Daylighting systems



Color Availability Chart



Sandstone Surrey Beige Regal White




Pearl Gray

PVDF In-Stock Colors



- Embossed metal surfaces are offered as a standard on wall panels and non-embossed (smooth) for roof panels. Non-embossed finishes may be available on wall panels upon request depending on color, gauge and end use.



Imperial White Sandstone Surrey Beige

SMP In-Stock Colors


- The standard interior paint finish for all panels is Imperial White. All other colors are available as exterior facings.



Warm White Slate Gray Weathered Copper

PVDF Non-Stock Colors

- AdobeTexture™ finish is available in Sandstone, Surrey Beige, Pearl Gray and Regal White only.
- Non-stock colors and paint systems and special orders are typically subject to higher pricing and may increase lead times from point of order.



Imperial White

Interior Colors

- Complete paint system specifications and standard finish warranties are available upon request.

The colors shown here are representative only and not necessarily true reproductions of actual coating colors. Coil coat color chips are available upon request. For further information regarding color availability, please contact your local sales representative.



INNOVATIVE.
ADAPTABLE.
ENERGY EFFICIENT.

DM40

Product Data Sheet Mesa Wall Panels



Our Mesa profile panel is the perfect economical choice for exterior / interior wall and ceiling applications on industrial and cold storage buildings.

FEATURES AND BENEFITS

- The low profile linear exterior surface simplifies flashing connections designed to inhibit moisture vapor transmission compared with other deep fluted products on the market.
- The additional mesa profile on the interior face makes this panel particularly suited for thicker, long-length walls.
- The panel's overlapping joint is self-aligning and allows for easy sealant application at the panel joinery.
- The standard exterior metal surface is embossed 26ga G-90 galvanized steel with standard PVDF and SMP exterior coatings (other coatings may be available).
- The standard interior metal surface is embossed 26ga Imperial White.
- The panel arrives on site in one piece and requires a simple one step installation reducing construction time and costs.

PRODUCT PARAMETERS

Panel Thickness:					
2"	2.5"	3"	4"	5"	6"
Insulating Values (R):**					
16	20	24	32	41	49

Panel Width: 40"

Panel Length: 8' min to 50' maximum based on a 48' flatbed trailer length. Consult your sales representative for other available lengths.

Insulation Material: CFC-free foamed-in-place polyisocyanurate foam 2.1 to 2.5 pcf density.

Joint Configuration: offset tongue and groove with concealed fastener.

Metal facings: 26ga galvanized steel (22ga, 24ga galvanized steel available. 26ga stainless steel available for interior use).

Coatings: PVDF & SMP (other coatings available).

Accessories: fasteners, concealed fastener clips, sealants, brake formed flashings.

Available in fire 1-hour rated panel: DM40-F (4.5" R-32)

TESTED & APPROVED

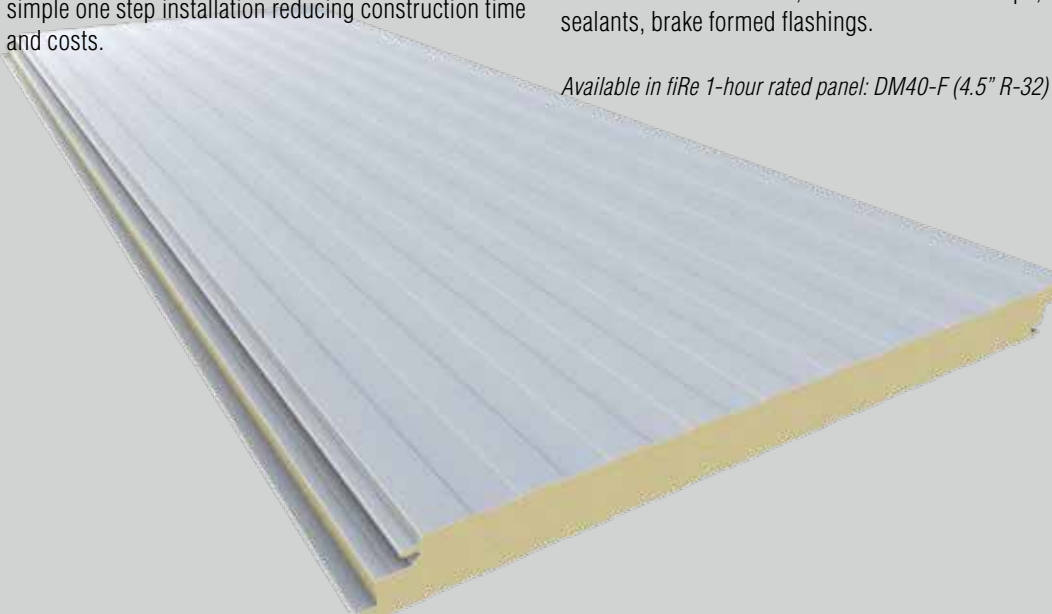
Our products have been extensively tested under a variety of North American standards:

- FM 4880:** Class 1 Fire Rating
- FM 4881:** Class 1 Exterior Wall System Wall Assemblies
- ASTM C518/C1363:** Thermal Transmission
- ASTM E283:** Air Infiltration
- ASTM E331:** Water Penetration
- ASTM E72:** Structural Strength
- ASTM E84:** Flame Spread
- AAMA 501.1:** Air/Water Infiltration

Miami-Dade County Product Control Approved

FLORIDA APPROVED

***R-Value tested in accordance with ASTM C518/C1363 at 40°F mean temperature, adjusted for a windspeed of 15 mph.*



DM45

Product Data Sheet Mesa Wall Panels



DM45 is our widest Mesa panel featuring monolithic tongue and groove joinery for fast, easy installation. It is specifically designed for interior wall and ceiling applications.

FEATURES AND BENEFITS

- The 3/32" low profile exposed surface simplifies face sealing of joints and trim terminations when required for heavy processing environments.
- The 45" net width reduces both the number of longitudinal joints to thermally seal and the number of panels to install.
- The standard highly durable 26ga exposed steel facing(s) with an embossed, high heat coil coated paint finish are perfect for most interior applications.
- The structural integrity of the DM45 panel allows for exceptional spans between supports on interior walls and ceilings.
- The panel arrives on site in one piece and requires a simple one step installation reducing construction time and costs.

PRODUCT PARAMETERS

Panel Thickness:			
3"	4"	5"	6"
Insulating Values (R):**			
24	32	41	49

Panel Width: 45"

Panel Length: 8' min to 50' maximum based on a 48' flatbed trailer length. Consult your sales representative for other available lengths.

Insulation Material: CFC-free foamed-in-place polyisocyanurate foam 2.1 to 2.5 pcf density.

Joint Configuration: Monolithic single tongue and groove.

Metal facings: 26ga galvanized steel (22ga, 24ga galvanized steel available. 26ga stainless steel available for interior use).

Coatings: Imperial White Polyester (plastisol available).


Accessories: Fasteners, clips, sealants and brake formed flashings.

TESTED & APPROVED

Our products have been extensively tested under a variety of North American standards:

- FM 4880:** Class 1 Fire Rating
- ASTM E331:** Water Penetration
- ASTM E283:** Air Infiltration
- ASTM C518/C1363:** Thermal Transmission
- ASTM E72:** Structural Strength
- ASTM E84:** Flame Spread

***R-Value tested in accordance with ASTM C518/C1363 at 40°F mean temperature, adjusted for a windspeed of 15 mph.*



HE40

Product Data Sheet Heavy Embossed Wall Panels



The distinctive pattern of our Heavy Embossed profile makes this panel ideal for exterior walls of industrial or commercial facilities where a non-profiled appearance is desired at an affordable price.

FEATURES AND BENEFITS

- Heavy embossment adds rigidity to the surface and maintains a patterned flat appearance.
- The panel can be installed with a pre-painted finish or may be field sprayed with a textured or stucco-style elastometric coating to create further character.
- The panel's overlapping joint is self-aligning and allows for easy sealant application at the panel joinery.
- The standard exterior metal surface is only offered in 24ga galvanized steel with standard PVDF and SMP exterior coatings (other coatings may be available).
- The standard interior metal surface is 24ga Imperial White.
- The panel arrives on site in one piece and requires a simple one step installation reducing construction time and costs.

PRODUCT PARAMETERS

Panel Thickness:			
2"	2.5"	3"	4"
Insulating Values (R):**			
16	20	24	32

Panel Width: 40"

Panel Length: from 8' to 40' maximum.

Insulation Material: CFC-free foamed-in-place polyisocyanurate foam 2.1 to 2.5 pcf density.

Joint Configuration: offset tongue and groove with concealed fastener.

Metal facings: 24ga galvanized steel

Coatings: PVDF & SMP (other coatings available).

Accessories: fasteners, concealed fastener clips, sealants, brake formed flashings.

Available in fiRe 1-hour rated panel: HE40-F (4.5" R-32)



TESTED & APPROVED

Our products have been extensively tested under a variety of North American standards:

- FM 4880:** Class 1 Fire Rating
- FM 4881:** Class 1 Exterior Wall System
- CAN/ULC S101:** Fire Endurance
- CAN/ULC S127:** Flammability
- CAN/ULC S134:** Fire Test of Exterior Wall Assemblies
- ASTM C518/C1363:** Thermal Transmission
- ASTM E283:** Air Infiltration
- ASTM E331:** Water Penetration
- ASTM E72:** Structural Strength
- ASTM E84:** Flame Spread
- AAMA 501.1:** Air/Water Infiltration

Miami-Dade County Product Control Approved

FLORIDA APPROVED

***R-Value tested in accordance with ASTM C518/C1363 at 40°F mean temperature, adjusted for a windspeed of 15 mph.*



INNOVATIVE.
ADAPTABLE.
ENERGY EFFICIENT.

HE40A

Product Data Sheet AdobeTexture™ Wall Panels



AdobeTexture™ wall panels offer a matte finish, multi-textured profile and finish that simulates a troweled stucco-like appearance - without the need for additional factory- or field-applied stucco coatings.

FEATURES AND BENEFITS

- Proprietary breakthrough technology integrates a stucco look and texture into insulated wall panels.
- Eliminates the need for sprayed elastomeric coating applications or multi-step field-applied or additional factory-applied stucco coating.
- Matching AdobeTexture™ trim & finishing system for a clean, continuous look and feel.
- The standard interior metal surface is 26ga Imperial White.
- Same easy, economical installation as standard IMP wall panels - Arrives on site in one piece for a simple one-step installation.
- 25 yr limited paint warranty against chalking, fading and loss of adhesion.

PRODUCT PARAMETERS

Panel Thickness:			
2"	2.5"	3"	4"
Insulating Values (R):**			
16	20	24	32

Panel Width: 40"

Panel Length: from 8' to 40' maximum.

Insulation Material: CFC-free foamed-in-place polyisocyanurate foam 2.1 to 2.5 pcf density.

Joint Configuration: offset tongue and groove with concealed fastener.

Metal facings: 26ga galvanized steel

Coatings: patented AdobeTexture™ system.

Accessories: fasteners, concealed fastener clips, sealants, brake formed flashings.

AdobeTexture™ finish is available in Sandstone, Surrey Beige, Pearl Gray and Regal White only.

Available in fiRe 1-hour rated panel: HE40A-F (4.5" R-32)

TESTED & APPROVED

Our products have been extensively tested under a variety of North American standards:


- FM 4880:** Class 1 Fire Rating
- FM 4881:** Class 1 Exterior Wall System
- CAN/ULC S134:** Fire Test of Exterior Wall Assemblies
- CAN/ULC S127:** Flammability
- ASTM C518/C1363:** Thermal Transmission
- ASTM E283:** Air Infiltration
- ASTM E331:** Water Penetration
- ASTM E72:** Structural Strength
- ASTM E84:** Flame Spread
- AAMA 501.1:** Air/Water Infiltration

Miami-Dade County Product Control Approved

FLORIDA APPROVED



***R-Value tested in accordance with ASTM C518/C1363 at 40°F mean temperature, adjusted for a windspeed of 15 mph.*



© 2019 IBS – All rights reserved. In accordance with ongoing efforts to improve our products and their performance, IBS reserves the right to change without notice the specifications herein. These contents are for general information only and are not intended to serve as any type of advice. Every effort is made to ensure the accuracy of the information included herein and it is believed to be accurate and reliable as of the date of publication. IBS does not warrant or represent the accuracy or reliability of any information included in this brochure. Any reliance on any information without consultation with IBS or a duly authorized representative shall be at the user's own risk.

ST40

Product Data Sheet Striated Wall Panels



Our Striated wall panels offer an extremely economical exterior or interior solution where a flat, clean appearance is desired. The nominal embossed striations add rigidity and ensure an acceptable flatness tolerance.

FEATURES AND BENEFITS

- The panel's overlapping joint is self-aligning and allows for easy sealant application at the panel joinery.
- The standard exterior metal surface is embossed 26ga G-90 galvanized steel with standard PVDF and SMP exterior coatings (other coatings may be available).
- The standard interior metal surface is embossed 26ga Imperial White.
- The panel arrives on site in one piece and requires a simple one-step installation reducing construction time and costs.

PRODUCT PARAMETERS

Panel Thickness:			
2"	2.5"	3"	4"
Insulating Values (R):**			
16	20	24	32

Standard Panel Width: 40" (36" available)

Panel Length: from 8' to 40' maximum.

Insulation Material: CFC-free foamed-in-place polyisocyanurate foam 2.1 to 2.5 pcf density.

Joint Configuration: offset tongue and groove with concealed fastener.

Metal facings: 26ga galvanized steel (22ga, 24ga available).

Coatings: PVDF & SMP (other coatings available).

Accessories: fasteners, concealed fastener clips, sealants, brake formed flashings.

Available in fire 1-hour rated panel: ST40-F (4.5" R-32)


TESTED & APPROVED

Our products have been extensively tested under a variety of North American standards:

- FM 4880:** Class 1 Fire Rating
- FM 4881:** Class 1 Exterior Wall System
- CAN/ULC S102:** Flame Spread
- CAN/ULC S134:** Fire Test of Exterior Wall Assemblies
- ASTM C518/C1363:** Thermal Transmission
- ASTM E283:** Air Infiltration
- ASTM E331:** Water Penetration
- ASTM E72:** Structural Strength
- ASTM E84:** Flame Spread
- AAMA 501.1:** Air/Water Infiltration

Miami-Dade County Product Control Approved

***R-Value tested in accordance with ASTM C518/C1363 at 40°F mean temperature, adjusted for a windspeed of 15 mph.*





INNOVATIVE.
ADAPTABLE.
ENERGY EFFICIENT.

FL40

Product Data Sheet

Flat Wall Panels



Our flat wall panels are produced with a standard embossed face and offer a perfect solution for designers seeking a high-end architectural look with all the thermal benefits that insulated metal panels offer.

FEATURES AND BENEFITS

- Can be installed either vertically or horizontally. The horizontal assembly incorporates a clean, simple end joint design that utilizes a unique self-aligning pre-painted aluminum extrusion.
- The panel's overlapping joint is self-aligning and allows for easy sealant application at the panel joinery.
- The standard exterior metal surface is 22ga embossed G-90 galvanized steel with standard PVDF and SMP exterior coatings (other coatings may be available).
- The standard interior metal surface is embossed 26ga Imperial White.
- The panel arrives on site in one piece and requires a simple one step installation reducing construction time and costs.

PRODUCT PARAMETERS

Panel Thickness:		
2"	2.5"	3"
Insulating Values (R):**		
16	20	24

Standard Panel Width: 40" (36" available)

Panel Length: from 8' to 32' standard maximum

Insulation Material: CFC-free foamed-in-place polyisocyanurate foam 2.1 to 2.5 pcf density


Joint Configuration: offset tongue and groove with concealed fastener

Metal facings: 22ga (exterior) & 26ga (interior)

Coatings: PVDF & SMP (other coatings available)

Accessories: fasteners, concealed fastener clips, sealants, brake formed flashings

Available in fiRe 1-hour rated panel: FL40-F (4.5" R-32)



TESTED & APPROVED

Our products have been extensively tested under a variety of North American standards:

- FM 4880:** Class 1 Fire Rating
- FM 4881:** Class 1 Exterior Wall System
- CAN/ULC S101:** Fire Endurance
- CAN/ULC S134:** Fire Test of Exterior Wall Assemblies
- ASTM C518/C1363:** Thermal Transmission
- ASTM E283:** Air Infiltration
- ASTM E331:** Water Penetration
- ASTM E72:** Structural Strength
- ASTM E84:** Flame Spread
- AAMA 501.1:** Air/Water Infiltration

Miami-Dade County Product Control Approved

FLORIDA APPROVED

***R-Value tested in accordance with ASTM C518/C1363 at 40°F mean temperature, adjusted for a windspeed of 15 mph.*

SR2

Product Data Sheet Standing Seam Roof Panel



The look of traditional standing seam integrated with the benefits of an insulated metal panel - a great alternative to field assembled roofing components.

FEATURES AND BENEFITS

- Field seamed, hidden fastener joinery provides maximum protection against the elements.
- The trapezoidal rib design provides added strength against potential foot traffic damage compared to other standing seam roof products.
- The standard exterior metal surface is smooth 26ga G-90 galvanized steel with standard PVDF and SMP exterior coatings (other coatings may be available).
- The standard interior metal surface is embossed 26ga Imperial White.
- The panel arrives on site in one piece and requires a simple one-step installation reducing construction time and costs.

PRODUCT PARAMETERS

Panel Thickness:			
3.25"	4"	5"	6"
Insulating Values (R):**			
26	32	41	49

Panel Width: 40"

Panel Length: 8' min to 50' maximum based on a 48' flatbed trailer length. Consult your sales representative for other available lengths.

Insulation Material: CFC-free foamed-in-place polyisocyanurate foam 2.1 to 2.5 pcf density.

Joint Configuration: 90° field seamed.

Metal facings: 26ga galvanized steel (22ga, 24ga available).

Coatings: PVDF & SMP (other coatings available).

Accessories: fasteners, standing seam clip assemblies, sealants, brake formed flashings.


TESTED & APPROVED

Our products have been extensively tested under a variety of North American standards:

- FM 4880:** Class 1 Fire Rating
- FM 4471:** Class 1 Roof Assembly
- CAN/ULC S102:** Flame Spread
- CAN/ULC S126:** Flame Spread (Roof)
- ASTM C518/C1363:** Thermal Transmission
- ASTM E1646:** Water Penetration
- ASTM E1680:** Air Infiltration
- ASTM E72:** Structural Strength

FLORIDA APPROVED

***R-Value tested in accordance with ASTM C518/C1363 at 40°F mean temperature, adjusted for a windspeed of 15 mph.*





INNOVATIVE.
ADAPTABLE.
ENERGY EFFICIENT.

HR3

Product Data Sheet HR Series Roof Panels



HR3 roof and wall panels are an economical solution compared to field assembled High Rib roof applications.

This 40" wide panel installs quickly and easily by through fastening into supporting members. A unique EPDM gasketed saddle washer allows the fastener to be located at the standing ribs and out of shed water.

FEATURES AND BENEFITS

- The panel's overlapping joint is self-aligning and allows for easy sealant application at the panel joinery.
- The standard exterior metal surface is smooth 26ga G-90 galvanized steel with standard PVDF and SMP exterior coatings (other coatings may be available).
- The standard interior metal surface is embossed 26ga Imperial White.
- The panel arrives on site in one piece and requires a simple one step installation reducing construction time and costs.

PRODUCT PARAMETERS

Panel Thickness:				
1.5"	2.5"	4"	5"	6"
Insulating Values (R):**				
12	20	32	41	49

Panel Width: 40"

Panel Length: 8' min to 50' maximum based on a 48' flatbed trailer length. Consult your sales representative for other available lengths..

Insulation Material: CFC-free foamed-in-place polyisocyanurate foam 2.1 to 2.5 pcf density.

Joint Configuration: overlapping with exposed fasteners and saddle clips.

Metal facings: 26ga galvanized steel (22ga, 24ga available).

Coatings: PVDF & SMP (other coatings available).

Accessories: fasteners, saddle fastener clips, sealants, brake formed flashings.

TESTED & APPROVED

Our products have been extensively tested under a variety of North American standards:

- FM 4880:** Class 1 Fire Rating
- FM 4471:** Class 1 Roof Assembly
- CAN/ULC S102:** Flame Spread
- CAN/ULC S126:** Flame Spread (Roof)
- ASTM C518/C1363:** Thermal Transmission
- ASTM E1646:** Water Penetration
- ASTM E1680:** Air Infiltration
- ASTM E72:** Structural Strength

FLORIDA APPROVED

***R-Value tested in accordance with ASTM C518/C1363 at 40°F mean temperature, adjusted for a windspeed of 15 mph.*





Inland Building Systems

Committed to a sustainable environment.

IBS is committed to the future and the environment. Our insulated metal panels are manufactured to deliver superior thermal capabilities designed to minimize the use of energy required in the heating and cooling of buildings. We manufacture using blowing agents that meet or exceed regulatory standards for the reduction of global warming potential (GWP) and our panels have zero ozone depleting (ODP) and do not produce volatile organic compounds (VOC). We also use recyclable materials to produce 100% recyclable products and incorporate finishes that are engineered to reduce the carbon footprint and maximize solar reflectance and thermal emissivity.

Our panels significantly contribute credits toward LEED® certification of a building.



A Schulte Building Systems Company

1-800.438.1606 | www.inlandbuildings.com

Alabama Plant (Cullman)
2141 Second Avenue S.W.
Cullman, AL 35055

Texas Plant (Hockley)
17600 Badtke Rd.
Hockley, TX 77447

Alabama Plant (Hueytown)
3387 Davey Allison Blvd.
Hueytown, AL 35023

In accordance with ongoing efforts to improve our products and their performance, IBS reserves the right to change without notice the specifications contained herein. The contents herein are for general information and illustrate purposes only and are not intended to serve as any type of advice. Every effort is made to ensure the accuracy of the information included in this brochure and it is believed that the information contained herein is accurate and reliable as of the date of this publication. IBS does not warrant or represent the accuracy or reliability of any information included in this brochure. Any reliance of any information without consultation with IBS or a duly authorized representative shall be at the user's own risk. Copyright 2019 IBS — All rights reserved.

