

Product Evaluation Report
SCHULTE BUILDING SYSTEMS

26 Ga. PBA Wall Panel over open framing

Florida Product Approval # 8702.1 R2

Florida Building Code 2010
Per Rule 9N-3
Method: 2 –B

Category: Structural Components
Subcategory: Structural Wall
Compliance Method: 9N-3.005(2)(b)
NON HVHZ

Product Manufacturer:

Schulte Building Systems
17600 Badtke Road
Hockley, TX 77447

Engineer Evaluator:


Terrence E. Wolfe, P.E. # 44923
Florida Evaluation ANE ID: 1920


Validator:

Locke Bowden, P.E., FL #49704
9450 Alysbery Place
Montgomery, AL 36117

Contents:

Evaluation Report Pages 1 – 3





Compliance Statement: The product as described in this report has demonstrated compliance with the Florida Building Code 2010, Sections 1403.3, 1714.2.

Product Description: PBA Wall Panel, 26 Ga. Steel, 36" Wide, through fastened structural wall panel. Structural Application.

Panel Material/Standards: Material: 26 Ga. Steel, panel material shall comply with Florida Building Code 2010 Section 1405.2.
Yield Strength: Min. 80.0 ksi

Panel Dimension(s): Thickness: 0.0185" min.
Width: 36"
Rib Height: 1-1/8" major rib at 12" O.C.

Panel Fastener: #12-14 x 1-1/4" HWH SD with sealing washing or approved equal. Panel side laps fastened together w/ ¼-14 x 7/8" HWH SD w/ sealer washer at 20" O.C.
Corrosion Resistance: Per Florida Building Code 2010.


Substrate Description: Min. 16 Ga. Steel Framing. Must be designed in accordance w/ Florida Building Code 2010.


Design Pressures:

Table "A"

Maximum Design Pressure:	-45.0 psf	+45.0 psf
Fastener Pattern:	12"-12"-12"	12"-12"-12"
Fastener Spacing:	5'-0" O.C.	5'-0" O.C.

*Design Pressures above based on ASTM E1592 testing with a Factor of Safety = 2.0.
*See Load Table for additional design pressures based on Section Properties.





- Code Compliance:** The product described herein has demonstrated compliance with The Florida Building Code 2010, Section 1403.3, 1714.2.
- Evaluation Report Scope:** The product evaluation is limited to compliance with the structural wind load requirements of the Florida Building Code 2010, as relates to Rule 9N-3.
- Performance Standards:** The product described herein has demonstrated compliance with:
- ASTM E 1592-01 Test method for structural performance of sheet metal roof and siding systems by uniform static air pressure difference.
- Reference Data:**
1. ASTM E 1592-01
Force Engineering & Testing, Inc. (FBC Organization # TST-5328)
Report No. 111-0094T-07.
 2. Certificate of Independence
By Terrence E. Wolfe, P.E. (No. 44923) @ Force Engineering & Testing, Inc.
(FBC Organization # ANE ID: 1920)
- Quality Assurance Entity:** The manufacturer has established compliance of roof panel products in accordance with the Florida Building Code and Rule 9N-3.005 (3) for manufacturing under a quality assurance program audited by an approved quality assurance entity.
- Installation:** Install per manufacturer's recommended details.
- Insulation:** Manufacturer's approved product (Optional)
- Panel Fire Classification:** Fire classification is not part of this acceptance.
- Shear Diaphragm:** Shear diaphragm values are outside the scope of this report.
- Design Procedure:** Based on the dimensions of the structure, appropriate wind loads are determined using Chapter 16 of the Florida Building Code 2010 for wall cladding wind loads. These component wind loads for wall cladding are compared to the allowable pressure listed above. The design professional shall select the appropriate erection details to reference in his drawings for proper fastener attachment to his structure and analyze the panel fasteners for pullout and pullover. Support framing must be in compliance with Florida Building Code 2010 Chapter 22 for steel, and Chapter 16 for structural loading.

