



2141 Second Avenue S.W.  
 Cullman, Alabama 35055  
 800.438.1606 Toll Free  
 256.739.6827 Tel. | 256.739.5657 Fax

17600 Badtke Road  
 Hockley, TX 77447  
 1.866.749.COMP (2667) Toll Free  
 281.213.6100 Tel. | 281.213.6101 Fax

3387 Davey Allison Blvd.  
 Hueytown, AL 35023  
 1.877.887.4247 Toll Free  
 205.744.1561 Tel. | 205.744.1562 Fax

[www.inlandbuildings.com](http://www.inlandbuildings.com)

# TABLE OF CONTENTS

## COMMERCIAL / INDUSTRIAL PRICING

<b>I. PANELS</b>	
1. PANEL SQUARE FOOTAGE CHART.....	CIP-2
2. PBR PANEL.....	CIP-3
3. PBU PANEL.....	CIP-3
4. A PANEL.....	CIP-3
<b>II. STRUCTURAL</b>	
1. CEES AND ZEES.....	CIP-4 – CIP-6
2. EAVE STRUTS.....	CIP-7
3. ANGLES.....	CIP-8
4. CHANNELS.....	CIP-9
5. CUSTOM STRUCTURAL SHAPES.....	CIP-10
6. HAT SECTIONS.....	CIP-11
7. CHANNEL SECTIONS.....	CIP-11
8. SUB-GIRTS.....	CIP-11
9. CONNECTION CLIPS.....	CIP12 – CIP-13
<b>III. ACCESSORIES</b>	
1. DOORS AND DOOR COMPONENTS.....	CIP-14
2. WINDOWS.....	CIP-15
3. LIGHT TRANSMITTING PANELS.....	CIP-16
4. GROMMETS.....	CIP-16
5. DIE FORMED RIDGE CAPS.....	CIP-16
6. FASTENERS.....	CIP-17 – CIP-18
7. STAINLESS STEEL POP RIVETS.....	CIP-19
8. DRILL BITS.....	CIP-19
9. MAGNETIC SOCKETS (HEX DRIVE).....	CIP-19
10. PERSONNEL DOOR CANOPY KITS.....	CIP-19
11. VENTILATORS.....	CIP-20
12. VENTILATOR HARDWARE.....	CIP-21
13. STEEL LOUVERS.....	CIP-21
14. TAPE SEAL.....	CIP-21
15. TUBE CAULKING.....	CIP-22
16. CLOSURE STRIPS.....	CIP-22
17. SLIDE DOOR TRACK.....	CIP-23
18. SLIDE DOOR HARDWARE.....	CIP-23
19. RUBBER PIPE FLASHING.....	CIP-24
20. TOUCH-UP PAINT.....	CIP-24
21. GALVANIZED EHS STRAND AND GRIP.....	CIP-24
22. EYE BOLTS.....	CIP-24
23. HILLSIDE WASHERS.....	CIP-24
24. BOLTS AND WASHERS.....	CIP-25
<b>IV. FLAT SHEETS</b>	
1. FLAT SHEET SELECTION CHARTS.....	CIP-26 – CIP-27
<b>V. TRIM.....</b>	CIP-28 – CIP-40
<b>VI. PANEL PERFORMANCE AND SAFETY WARNINGS.....</b>	CIP-41 – CIP-42
<b>VII. GENERAL ERECTION NOTES.....</b>	CIP-43

Consult SBS *Technical Manual* for proper product application, design details and other product information.



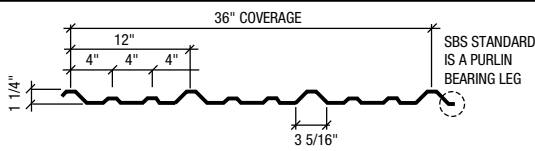
2141 Second Avenue S.W.  
 Cullman, Alabama 35055  
 800.438.1606 Toll Free  
 256.739.6827 Tel. | 256.739.5657 Fax

17600 Badtke Road  
 Hockley, TX 77447  
 1.866.749.COMP (2667) Toll Free  
 281.213.6100 Tel. | 281.213.6101 Fax

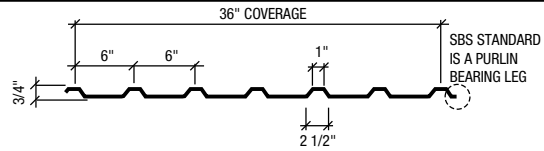
3387 Davey Allison Blvd.  
 Hueytown, AL 35023  
 1.877.887.4247 Toll Free  
 205.744.1561 Tel. | 205.744.1562 Fax

www.inlandbuildings.com

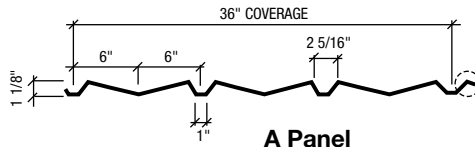
## PANEL SQUARE FOOTAGE CHART



**PBR Panel**



**PBU Panel**



**A Panel**

NUMBER OF SQUARE FEET PER PANEL - BASED ON 38 1/4" WIDE PANEL COVERING 36"

FT.	0"	1"	2"	3"	4"	5"	6"	7"	8"	9"	10"	11"
1'	3.19	3.45	3.72	3.98	4.25	4.52	4.78	5.05	5.31	5.58	5.84	6.11
2'	6.38	6.64	6.91	7.17	7.44	7.70	7.97	8.23	8.50	8.77	9.03	9.30
3'	9.56	9.83	10.09	10.36	10.63	10.89	11.16	11.42	11.69	11.95	12.22	12.48
4'	12.75	13.02	13.28	13.55	13.81	14.08	14.34	14.61	14.88	15.14	15.41	15.67
5'	15.94	16.20	16.47	16.73	17.00	17.27	17.53	17.80	18.06	18.33	18.59	18.86
6'	19.13	19.39	19.66	19.92	20.19	20.45	20.72	20.98	21.25	21.52	21.78	22.05
7'	22.31	22.58	22.84	23.11	23.38	23.64	23.91	24.17	24.44	24.70	24.97	25.23
8'	25.50	25.77	26.03	26.30	26.56	26.83	27.09	27.36	27.63	27.89	28.16	28.42
9'	28.69	28.95	29.22	29.48	29.75	30.02	30.28	30.55	30.81	31.08	31.34	31.61
10'	31.88	32.14	32.41	32.67	32.94	33.20	33.47	33.73	34.00	34.27	34.53	34.80
11'	35.06	35.33	35.59	35.86	36.13	36.39	36.66	36.92	37.19	37.45	37.72	37.98
12'	38.25	38.52	38.78	39.05	39.31	39.58	39.84	40.11	40.38	40.64	40.91	41.17
13'	41.44	41.70	41.97	42.23	42.50	42.77	43.03	43.30	43.56	43.83	44.09	44.36
14'	44.63	44.89	45.16	45.42	45.69	45.95	46.22	46.48	46.75	47.02	47.28	47.55
15'	47.81	48.08	48.34	48.61	48.88	49.14	49.41	49.67	49.94	50.20	50.47	50.73
16'	51.00	51.27	51.53	51.80	52.06	52.33	52.59	52.86	53.13	53.39	53.66	53.92
17'	54.19	54.45	54.72	54.98	55.25	55.52	55.78	56.05	56.31	56.58	56.84	57.11
18'	57.38	57.64	57.91	58.17	58.44	58.70	58.97	59.23	59.50	59.77	60.03	60.30
19'	60.56	60.83	61.09	61.36	61.63	61.89	62.16	62.42	62.69	62.95	63.22	63.48
20'	63.75	64.02	64.28	64.55	64.81	65.08	65.34	65.61	65.88	66.14	66.41	66.67
21'	66.94	67.20	67.47	67.73	68.00	68.27	68.53	68.80	69.06	69.33	69.59	69.86
22'	70.13	70.39	70.66	70.92	71.19	71.45	71.72	71.98	72.25	72.52	72.78	73.05
23'	73.31	73.58	73.84	74.11	74.38	74.64	74.91	75.17	75.44	75.70	75.97	76.23
24'	76.50	76.77	77.03	77.30	77.56	77.83	78.09	78.36	78.63	78.89	79.16	79.42
25'	79.69	79.95	80.22	80.48	80.75	81.02	81.28	81.55	81.81	82.08	82.34	82.61
26'	82.88	83.14	83.41	83.67	83.94	84.20	84.47	84.73	85.00	85.27	85.53	85.80
27'	86.06	86.33	86.59	86.86	87.13	87.39	87.66	87.92	88.19	88.45	88.72	88.98
28'	89.25	89.52	89.78	90.05	90.31	90.58	90.84	91.11	91.38	91.64	91.91	92.17
29'	92.44	92.70	92.97	93.23	93.50	93.77	94.03	94.30	94.56	94.83	95.09	95.36
30'	95.63	95.89	96.16	96.42	96.69	96.95	97.22	97.48	97.75	98.02	98.28	98.55
31'	98.81	99.08	99.34	99.61	99.88	100.14	100.41	100.67	100.94	101.20	101.47	101.73
32'	102.00	102.27	102.53	102.80	103.06	103.33	103.59	103.86	104.13	104.39	104.66	104.92
33'	105.19	105.45	105.72	105.98	106.25	106.52	106.78	107.05	107.31	107.58	107.84	108.11
34'	108.38	108.65	108.91	109.17	109.44	109.70	109.97	110.23	110.50	110.77	111.03	111.30
35'	111.56	111.83	112.09	112.36	112.63	112.89	113.16	113.42	113.69	113.95	114.22	114.48
36'	114.75	115.02	115.28	115.55	115.81	116.08	116.34	116.61	116.88	117.14	117.41	117.67
37'	117.94	118.20	118.47	118.73	119.00	119.27	119.53	119.80	120.06	120.33	120.59	120.86
38'	121.13	121.39	121.66	121.92	122.19	122.45	122.72	122.98	123.25	123.52	123.78	124.05
39'	124.31	124.58	124.84	125.11	125.38	125.64	125.91	126.17	126.44	126.70	126.97	127.23
40'	127.50	127.77	128.03	128.30	128.56	128.83	129.09	129.36	129.63	129.89	130.16	130.42



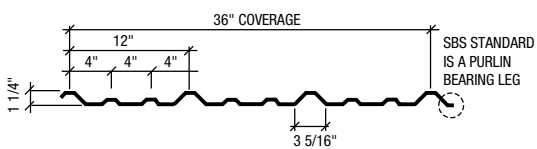
2141 Second Avenue S.W.  
 Cullman, Alabama 35055  
 800.438.1606 Toll Free  
 256.739.6827 Tel. | 256.739.5657 Fax

17600 Badtke Road  
 Hockley, TX 77447  
 1.866.749.COMP (2667) Toll Free  
 281.213.6100 Tel. | 281.213.6101 Fax

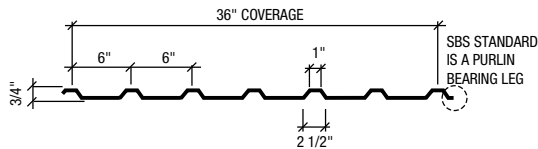
3387 Davey Allison Blvd.  
 Hueytown, AL 35023  
 1.877.887.4247 Toll Free  
 205.744.1561 Tel. | 205.744.1562 Fax

www.inlandbuildings.com

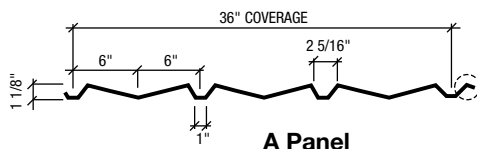
## PANEL PROFILE SELECTIONS



PBR Panel



PBU Panel



A Panel

PRICE PER SQUARE								
FINISH	BASE METAL	GAUGE	WEIGHT PER SQUARE	QUANTITY IN SQUARES				
				0 – 19	20 – 49	50 – 99	100 – 299	300+
Clear Acrylic	GALVALUME®	29	74	112.15	107.65	103.35	99.20	97.20
Clear Acrylic	GALVALUME®	26	95	126.00	120.95	116.10	111.45	109.20
* SMP Standard Colors	GALVALUME®	26	95	167.15	160.45	154.05	147.85	144.90
* KYNAR 500® Colors	GALVALUME®	26	95	189.15	181.60	174.35	167.35	164.00
Clear Acrylic	GALVALUME®	24	121	171.20	164.35	157.80	151.45	148.40
PPOL Polar White	GALVALUME®	24	121	194.35	186.60	179.15	171.95	168.50

\* See Color Chart for available colors

Consult SBS **Technical Manual** for proper product application, design details and other product information.

KYNAR 500 is a registered trademark of ELF Atochem.

Clear Acrylic Coated Galvalume® coating is subject to variances in spangle from coil to coil which may result in noticeable shade variation in installed panels. Clear Acrylic Coated Galvalume® coating is also subject to differential weathering after panel installation. Panels may appear to be different shades due to this weathering characteristic. If a consistent appearance is required, SBS recommends that pre-painted panels be used in lieu of Clear Acrylic Coated Galvalume®. Shade variation in panels manufactured from Clear Acrylic Coated Galvalume® coated material do not diminish the structural integrity of the product. These shade variations should be anticipated and are not a cause for rejection.

### PANEL PRICING NOTES:

- GALVALUME® base metal is in conformance with ASTM A792 Grade 80, Coating Class AZ55 if bare, Coating Class AZ50 if painted.
- Cutting charge for panels less than 4'-0" in length is \$1.00 per panel.
- PBR, PBU and A panel pricing is based on a 38 1/4" panel width (see page CIP-2).
- 29 gauge panels are available in R and U only.
- Yield strength is 80,000 PSI on 29 and 26 gauge panels, 50,000 PSI on 24 gauge panels.
- Availability of 26 gauge KYNAR 500® Colors is defined on the current SBS Color Selection Chart.
- Add \$25.00 set-up charge for reverse run panels (upside down).
- Length tolerance is plus or minus 1/4" of ordered length on all profiles.
- Clear acrylic-coated GALVALUME® is GALVALUME® coated with a thin acrylic film intended to increase its resistance to fingerprinting and handling marks and eliminate the use of oil in the forming process. It is not a warranted film and may discolor while weathering.
- A panel is striated.
- A panel is manufactured in Hockley only.

### PACKAGING COSTS:

- Maximum 3000 lbs. per bundle, unless specified otherwise by customer.
- Block and band with no cover sheet..... \$10.00
- Block and band with cover sheet top only ..... \$1.50/Linear Foot.
- Block and band with cover sheet top and bottom ..... \$2.70/Linear Foot.
- L.T.L. Crating..... \$3.40/Linear Foot.







2141 Second Avenue S.W.  
 Cullman, Alabama 35055  
 800.438.1606 Toll Free  
 256.739.6827 Tel. | 256.739.5657 Fax

17600 Badtke Road  
 Hockley, TX 77447  
 1.866.749.COMP (2667) Toll Free  
 281.213.6100 Tel. | 281.213.6101 Fax

3387 Davey Allison Blvd.  
 Hueytown, AL 35023  
 1.877.887.4247 Toll Free  
 205.744.1561 Tel. | 205.744.1562 Fax

www.inlandbuildings.com

## ROLL-FORMED SECONDARY MEMBERS

SIZE & DESCRIPTION	FINISH	GAUGE	WT./FT.	PRICE PER FOOT			
				0-500	501-4,999	5,000+	GALV.
 12" x 3 <sup>3</sup> / <sub>8</sub> " x 3 <sup>1</sup> / <sub>8</sub> " Unequal Flange Zee or 12" x 3 <sup>1</sup> / <sub>2</sub> " Cee	Red-Oxide	14	4.77#	7.70	7.35	6.95	8.80
	Red-Oxide	12	7.12#	11.25	10.70	10.15	13.00
 12" x 2 <sup>3</sup> / <sub>8</sub> " x 2 <sup>1</sup> / <sub>8</sub> " Unequal Flange Zee or 12" x 2 <sup>1</sup> / <sub>2</sub> " Cee	Red-Oxide	14	4.29#	6.95	6.60	6.25	7.90
	Red-Oxide	12	6.40#	10.10	9.60	9.10	11.70
 10" x 3 <sup>3</sup> / <sub>8</sub> " x 3 <sup>1</sup> / <sub>8</sub> " Unequal Flange Zee or 10" x 3 <sup>1</sup> / <sub>2</sub> " Cee	Red-Oxide	14	4.29#	6.95	6.60	6.25	7.90
	Red-Oxide	12	6.40#	10.10	9.60	9.10	11.70
 10" x 2 <sup>3</sup> / <sub>8</sub> " x 2 <sup>1</sup> / <sub>8</sub> " Unequal Flange Zee or 10" x 2 <sup>1</sup> / <sub>2</sub> " Cee	Red-Oxide	16	3.19#	5.30	5.00	4.75	5.75
	Red-Oxide	14	3.81#	6.15	5.85	5.55	7.05
	Red-Oxide	12	5.69#	9.00	8.55	8.10	10.40

NOTE: Please see page CIP-6 for all zee and cee pricing notes and information.








2141 Second Avenue S.W.  
 Cullman, Alabama 35055  
 800.438.1606 Toll Free  
 256.739.6827 Tel. | 256.739.5657 Fax

17600 Badtke Road  
 Hockley, TX 77447  
 1.866.749.COMP (2667) Toll Free  
 281.213.6100 Tel. | 281.213.6101 Fax

3387 Davey Allison Blvd.  
 Hueytown, AL 35023  
 1.877.887.4247 Toll Free  
 205.744.1561 Tel. | 205.744.1562 Fax

www.inlandbuildings.com

## ROLL-FORMED SECONDARY MEMBERS

SIZE & DESCRIPTION	FINISH	GAUGE	WT./FT.	PRICE PER FOOT			
				0-500	501-4,999	5,000+	GALV.
 8" x 3 <sup>3</sup> / <sub>8</sub> " x 3 <sup>1</sup> / <sub>8</sub> " Unequal Flange Zee or 8" x 3 <sup>1</sup> / <sub>2</sub> " Cee	Red-Oxide	16	3.19#	5.30	5.00	4.75	5.75
	Red-Oxide	14	3.81#	6.15	5.85	5.55	7.05
	Red-Oxide	12	5.69#	9.00	8.55	8.10	10.40
 8" x 2 <sup>3</sup> / <sub>8</sub> " x 2 <sup>1</sup> / <sub>8</sub> " Unequal Flange Zee or 8" x 2 <sup>1</sup> / <sub>2</sub> " Cee	Red-Oxide	16	2.79#	4.60	4.40	4.15	5.25
	Red-Oxide	14	3.33#	5.40	5.10	4.85	6.15
	Red-Oxide	12	4.98#	7.90	7.50	7.10	9.15
 6" x 2 <sup>3</sup> / <sub>8</sub> " x 2 <sup>1</sup> / <sub>8</sub> " Unequal Flange Zee or 6" x 2 <sup>1</sup> / <sub>2</sub> " Cee	Red-Oxide	16	2.39#	3.95	3.75	3.55	4.30
	Red-Oxide	14	2.86#	4.60	4.40	4.15	5.30
 4" x 2 <sup>3</sup> / <sub>8</sub> " x 2 <sup>1</sup> / <sub>8</sub> " Unequal Flange Zee or 4" x 2 <sup>1</sup> / <sub>2</sub> " Cee	Red-Oxide	16	1.99#	3.30	3.10	2.95	3.60
	Red-Oxide	14	2.38#	3.90	3.70	3.50	4.40
 4" x 2" x 2" Equal Flange Zee or 4" x 2" Cee	Red-Oxide	16	1.79#	2.95	2.80	2.65	3.25
	Red-Oxide	14	2.14#	3.50	3.35	3.15	3.95

NOTE: Please see page CIP-6 for all zee and cee pricing notes and information.



2141 Second Avenue S.W.  
 Cullman, Alabama 35055  
 800.438.1606 Toll Free  
 256.739.6827 Tel. | 256.739.5657 Fax

17600 Badtke Road  
 Hockley, TX 77447  
 1.866.749.COMP (2667) Toll Free  
 281.213.6100 Tel. | 281.213.6101 Fax

3387 Davey Allison Blvd.  
 Hueytown, AL 35023  
 1.877.887.4247 Toll Free  
 205.744.1561 Tel. | 205.744.1562 Fax

www.inlandbuildings.com

## ROLL-FORMED SECONDARY MEMBERS

SIZE & DESCRIPTION	FINISH	GAUGE	WT./FT.	PRICE PER FOOT			
				0-500	501-4,999	5,000+	GALV.
 6" x 3½" Cee Only	Red-Oxide	16	2.79#	4.60	4.40	4.15	5.25
	Red-Oxide	14	3.33#	5.40	5.10	4.85	6.15
	Red-Oxide	12	4.98#	7.90	7.50	7.10	9.15
 11" x 3" Cee Only	Red-Oxide	14	4.29#	6.95	6.60	6.25	7.90
	Red-Oxide	12	6.40#	10.10	9.60	9.10	11.70
 4" x 3⅛" x 3⅜" Zee Only	Red-Oxide	16	2.39#	3.95	3.75	3.55	4.30
	Red-Oxide	14	2.86#	4.60	4.40	4.15	5.30
 5" x 2⅝" x 2⅞" Zee Only	Red-Oxide	16	2.39#	3.95	3.75	3.55	4.30
	Red-Oxide	14	2.86#	4.60	4.40	4.15	5.30

\* Actual size does not apply to cees. It refers to unequal flange zeos only. Consult SBS technical manuals for proper product application, design details and other product information.

### ZEE AND CEE PRICING NOTES AND INFORMATION

#### PUNCHING PATTERNS

Pattern A: Common Web (for Simple Span, Short Lap, Long Lap, 3' Offset and Max Lap).....	\$1.00 per zee or cee
Pattern B: Common Web (all laps available in Pattern A plus 5' Offset and Super Lap).....	\$1.20 per zee or cee
Pattern D: Common Flange (for Simple Span, Short Lap, Long Lap, 3' Offset and Max Lap) .....	\$1.20 per zee or cee
Pattern E: Common Flange (all laps available in Pattern D plus 5' Offset and Super Lap).....	\$1.50 per zee or cee
Pattern G: Common End (one set of holes 1¼" from end of purlin) .....	\$.55 per zee or cee
SPECIAL PUNCHING: SP8: 8 Stops or Less.....	\$1.75 per zee or cee
SP9: 9 Stops or More.....	\$2.50 per zee or cee

#### PRICING NOTES:

1. All common patterns have the first set of holes 1¼" from the end of the purlin.
2. Length tolerance is ±¼".
3. For pricing, round lengths up to the nearest 3" increment - Parts shorter than 5'-0" are priced as minimum 5'-0" length.



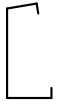


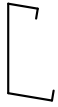












2141 Second Avenue S.W.  
 Cullman, Alabama 35055  
 800.438.1606 Toll Free  
 256.739.6827 Tel. | 256.739.5657 Fax

17600 Badtke Road  
 Hockley, TX 77447  
 1.866.749.COMP (2667) Toll Free  
 281.213.6100 Tel. | 281.213.6101 Fax

3387 Davey Allison Blvd.  
 Hueytown, AL 35023  
 1.877.887.4247 Toll Free  
 205.744.1561 Tel. | 205.744.1562 Fax

www.inlandbuildings.com

## COLD-FORMED SECONDARY MEMBERS

SIZE & DESCRIPTION	FINISH	GAUGE	WT./FT.	PRICE PER FOOT				
				0-100	101-250	251+	GALV.	
  Low Side Single Slope      High Side Single Slope    Low Side Double Slope      High Side Double Slope	10" x 5" x 3 <sup>3</sup> / <sub>8</sub> " Single or Double-Sloped Eave Strut Specify Slope and type of Eave Strut	Red-Oxide	14	4.77#	8.40	7.95	7.55	9.25
		Red-Oxide	12	7.12#	11.95	11.35	10.75	13.70
  Low Side Single Slope      High Side Single Slope    Low Side Double Slope      High Side Double Slope	8" x 5" x 3 <sup>3</sup> / <sub>8</sub> " Single or Double-Sloped Eave Strut Specify Slope and type of Eave Strut	Red-Oxide	14	4.29#	7.60	7.25	6.85	8.30
		Red-Oxide	12	6.40#	10.75	10.25	9.70	12.30
  Low Side Single Slope      High Side Single Slope    Low Side Double Slope      High Side Double Slope	6" x 4" x 2 <sup>1</sup> / <sub>2</sub> " Single or Double-Sloped Eave Strut Specify Slope and type of Eave Strut	Red-Oxide	16	2.79#	5.30	5.00	4.75	5.55
		Red-Oxide	14	3.33#	6.05	5.75	5.45	6.50
		Red-Oxide	12	4.98#	8.55	8.10	7.70	9.60
  Low Side Single Slope      High Side Single Slope    Low Side Double Slope      High Side Double Slope	4" x 4" x 2 <sup>1</sup> / <sub>2</sub> " Single or Double-Sloped Eave Strut Specify Slope and type of Eave Strut	Red-Oxide	16	2.39#	4.60	4.40	4.15	4.50
		Red-Oxide	14	2.86#	5.30	5.00	4.75	5.60

**EAVE STRUTS PRICING NOTES AND INFORMATION:**

- The red-oxide finish on all members on this page meets or exceeds the performance characteristics of SSPC Paint No. 15, will have a 0.5 nominal thickness and will be produced from pre-painted coil stock.
- Length limits on eave struts (without incurring extra charges):  
 All Finishes ..... 5'-0" to 36'-0" (unless noted otherwise)
- For pricing, round lengths up to the nearest 3" increment - Parts shorter than 5'-0" are priced as minimum 5'-0" length.
- Punching Charges:  
 Standard Pattern (first set of holes 1 3/4" from the end of the eave strut) ..... \$ .50 per Eave Strut  
 Special Punching: ..... \$2.50 per Eave Strut
- Refer to the Panel/Structural Technical Information section for additional punch information.



2141 Second Avenue S.W.  
 Cullman, Alabama 35055  
 800.438.1606 Toll Free  
 256.739.6827 Tel. | 256.739.5657 Fax

17600 Badtke Road  
 Hockley, TX 77447  
 1.866.749.COMP (2667) Toll Free  
 281.213.6100 Tel. | 281.213.6101 Fax

3387 Davey Allison Blvd.  
 Hueytown, AL 35023  
 1.877.887.4247 Toll Free  
 205.744.1561 Tel. | 205.744.1562 Fax

www.inlandbuildings.com

## ROLL-FORMED SECONDARY MEMBERS

DESCRIPTION	SIZE	FINISH	GAUGE	LENGTH	WT/ EACH	PRICE PER PIECE		
						1-5	6-10	Over 10
 ANGLES	2 x 2	Red Oxide	16	20'-0"	16.00#	27.85	26.45	25.10
	2 x 2	Red Oxide	16	25'-0"	19.99#	34.75	33.00	31.35
	2 x 2	Red Oxide	14	20'-0"	19.14#	32.50	30.85	29.30
	2 x 2	Red Oxide	14	25'-0"	23.92#	40.60	38.60	36.65
	2 x 2	Galvanized	14	20'-0"	19.55#	40.05	38.05	36.20
	2 x 2	Galvanized	14	25'-0"	24.42#	50.10	47.60	45.25
	2 x 4	Red Oxide	16	20'-0"	23.99#	41.20	39.10	37.15
	2 x 4	Red Oxide	16	25'-0"	29.99#	51.50	48.90	46.45
	2 x 4	Red Oxide	14	20'-0"	28.71#	48.75	46.35	44.00
	2 x 4	Red Oxide	14	25'-0"	35.88#	60.90	57.85	54.95
	2 x 4	Galvanized	14	20'-0"	29.31#	59.40	56.45	53.60
	2 x 4	Galvanized	14	25'-0"	36.63#	74.25	70.55	67.00
	3 x 3	Red Oxide	16	20'-0"	23.99#	41.20	39.10	37.15
	3 x 3	Red Oxide	16	25'-0"	29.99#	51.50	48.90	46.45
	3 x 3	Red Oxide	14	20'-0"	28.71#	48.75	46.35	44.00
	3 x 3	Red Oxide	14	25'-0"	35.88#	60.90	57.85	54.95
	3 x 3	Galvanized	14	20'-0"	29.31#	59.40	56.45	53.60
	3 x 3	Galvanized	14	25'-0"	36.63#	74.25	70.55	67.00

*Consult the SBS Technical Manual for proper product application, design details and other product information.*






2141 Second Avenue S.W.  
 Cullman, Alabama 35055  
 800.438.1606 Toll Free  
 256.739.6827 Tel. | 256.739.5657 Fax

17600 Badtke Road  
 Hockley, TX 77447  
 1.866.749.COMP (2667) Toll Free  
 281.213.6100 Tel. | 281.213.6101 Fax

3387 Davey Allison Blvd.  
 Hueytown, AL 35023  
 1.877.887.4247 Toll Free  
 205.744.1561 Tel. | 205.744.1562 Fax

www.inlandbuildings.com

## ROLL-FORMED SECONDARY MEMBERS

DESCRIPTION	SIZE	FINISH	GAUGE	LENGTH	WT/ EACH	PRICE PER PIECE		
						1-5	6-10	Over 10
<b>CHANNEL</b>								
4 x 2 Channel=	4 $\frac{1}{8}$ " x 2	Red Oxide	16	20'-0"	31.99#	53.20	50.55	48.00
4 $\frac{1}{8}$ x 2 Channel	4 $\frac{1}{8}$ " x 2	Red Oxide	16	25'-0"	39.98#	66.50	63.15	60.00
Girth = 7 $\frac{15}{16}$ "	4 $\frac{1}{8}$ " x 2	Red Oxide	14	20'-0"	38.28#	62.05	58.95	56.00
	4 $\frac{1}{8}$ " x 2	Red Oxide	14	25'-0"	47.84#	77.60	73.70	70.00
6 x 2 Channel=	6 $\frac{1}{8}$ " x 2	Red Oxide	16	20'-0"	39.98#	65.40	62.10	59.00
6 $\frac{1}{8}$ x 2 Channel	6 $\frac{1}{8}$ " x 2	Red Oxide	16	25'-0"	49.98#	81.75	77.65	73.75
Girth = 9 $\frac{15}{16}$ "	6 $\frac{1}{8}$ " x 2	Red Oxide	14	20'-0"	47.84#	77.60	73.70	70.00
	6 $\frac{1}{8}$ " x 2	Red Oxide	14	25'-0"	59.80#	96.95	92.10	87.50
	6 $\frac{1}{8}$ " x 2	Galvanized	16	20'-0"	41.34#	78.95	75.00	71.40
	6 $\frac{1}{8}$ " x 2	Galvanized	16	25'-0"	51.68#	98.65	93.75	89.25
	6 $\frac{1}{8}$ " x 2	Galvanized	14	20'-0"	48.84#	97.45	92.60	88.00
	6 $\frac{1}{8}$ " x 2	Galvanized	14	25'-0"	61.05#	121.85	115.75	110.00
8 x 2 Channel=	8 $\frac{1}{8}$ " x 2	Red Oxide	16	20'-0"	47.98#	78.70	74.75	71.00
8 $\frac{1}{8}$ x 2 Channel	8 $\frac{1}{8}$ " x 2	Red Oxide	16	25'-0"	59.97#	98.35	93.45	88.75
Girth = 11 $\frac{15}{16}$ "	8 $\frac{1}{8}$ " x 2	Red Oxide	14	20'-0"	57.41#	92.00	87.40	83.00
	8 $\frac{1}{8}$ " x 2	Red Oxide	14	25'-0"	71.77#	114.95	109.25	103.75
	8 $\frac{1}{8}$ " x 2	Galvanized	16	20'-0"	49.61#	94.60	89.90	85.40
	8 $\frac{1}{8}$ " x 2	Galvanized	16	25'-0"	62.01#	118.50	112.55	106.75
	8 $\frac{1}{8}$ " x 2	Galvanized	14	20'-0"	58.61#	117.35	111.50	106.00
	8 $\frac{1}{8}$ " x 2	Galvanized	14	25'-0"	73.26#	146.70	139.35	132.50
10 x 2 Channel=	10 $\frac{1}{8}$ " x 2	Red Oxide	16	20'-0"	55.97#	92.00	87.40	83.00
10 $\frac{1}{8}$ x 2 Channel	10 $\frac{1}{8}$ " x 2	Red Oxide	16	25'-0"	69.97#	114.95	109.25	103.75
Girth = 13 $\frac{15}{16}$ "	10 $\frac{1}{8}$ " x 2	Red Oxide	14	20'-0"	66.98#	107.50	102.10	97.00
	10 $\frac{1}{8}$ " x 2	Red Oxide	14	25'-0"	83.72#	134.35	127.65	121.25
	10 $\frac{1}{8}$ " x 2	Red Oxide	12	20'-0"	99.96#	157.35	149.50	142.00
	10 $\frac{1}{8}$ " x 2	Red Oxide	12	25'-0"	124.95#	196.70	186.85	177.50
	10 $\frac{1}{8}$ " x 2	Galvanized	16	20'-0"	57.88#	110.55	105.05	99.80
	10 $\frac{1}{8}$ " x 2	Galvanized	16	25'-0"	72.35#	138.20	131.30	124.75
	10 $\frac{1}{8}$ " x 2	Galvanized	14	20'-0"	68.38#	136.40	129.60	123.20
	10 $\frac{1}{8}$ " x 2	Galvanized	14	25'-0"	85.48#	170.50	161.95	154.00
	10 $\frac{1}{8}$ " x 2	Galvanized	12	20'-0"	101.67#	201.80	191.70	182.20
	10 $\frac{1}{8}$ " x 2	Galvanized	12	25'-0"	127.09#	252.25	239.65	227.75



2141 Second Avenue S.W.  
 Cullman, Alabama 35055  
 800.438.1606 Toll Free  
 256.739.6827 Tel. | 256.739.5657 Fax

17600 Badtke Road  
 Hockley, TX 77447  
 1.866.749.COMP (2667) Toll Free  
 281.213.6100 Tel. | 281.213.6101 Fax

3387 Davey Allison Blvd.  
 Hueytown, AL 35023  
 1.877.887.4247 Toll Free  
 205.744.1561 Tel. | 205.744.1562 Fax

[www.inlandbuildings.com](http://www.inlandbuildings.com)

## CUSTOM STRUCTURAL SHAPES

STRIP WIDTH						
MATERIAL	3 <sup>15</sup> / <sub>16</sub> "	5 <sup>15</sup> / <sub>16</sub> "	7 <sup>15</sup> / <sub>16</sub> "	8 <sup>15</sup> / <sub>16</sub> "	9 <sup>15</sup> / <sub>16</sub> "	11 <sup>15</sup> / <sub>16</sub> "
16 Ga. Red-Oxide	1.30	1.90	2.55	2.80	3.15	3.75
14 Ga. Red-Oxide	1.50	2.20	2.95	3.35	3.70	4.40

STRIP WIDTH				
MATERIAL	13 <sup>15</sup> / <sub>16</sub> "	15 <sup>15</sup> / <sub>16</sub> "	17 <sup>15</sup> / <sub>16</sub> "	19 <sup>15</sup> / <sub>16</sub> "
16 Ga. Red-Oxide	4.40	5.00	N/A	N/A
14 Ga. Red-Oxide	5.15	5.85	6.60	7.35
12 Ga. Red-Oxide	7.50	8.55	9.60	10.70

STRIP WIDTH					
MATERIAL	3 <sup>15</sup> / <sub>16</sub> "	5 <sup>15</sup> / <sub>16</sub> "	8 <sup>15</sup> / <sub>16</sub> "	9 <sup>15</sup> / <sub>16</sub> "	11 <sup>15</sup> / <sub>16</sub> "
16 Ga. Galvanized	N/A	N/A	3.40	3.75	4.50
14 Ga. Galvanized	1.85	2.80	4.15	4.65	5.60

STRIP WIDTH				
MATERIAL	13 <sup>15</sup> / <sub>16</sub> "	15 <sup>15</sup> / <sub>16</sub> "	17 <sup>15</sup> / <sub>16</sub> "	19 <sup>15</sup> / <sub>16</sub> "
16 Ga. Galvanized	5.30	6.05	N/A	N/A
14 Ga. Galvanized	6.50	7.40	8.30	9.25
12 Ga. Galvanized	9.60	10.95	12.30	13.70

**PRICE YOUR OWN CUSTOM STRUCTURAL SHAPES:**

1. Select the strip width of material to be used.
2. Prices in chart above are per Lineal Foot.
3. Add \$0.16 for each break.
4. Pricing includes banding material for shipment.

**NOTES:**

1. Maximum closed angle is 45 degrees.
2. Hems cannot be fabricated.
3. Slight metal fracturing may occur at bend lines.
4. Minimum break dimension is 1<sup>1</sup>/<sub>8</sub>".
5. Maximum part length will vary depending on shape desired.



2141 Second Avenue S.W.  
 Cullman, Alabama 35055  
 800.438.1606 Toll Free  
 256.739.6827 Tel. | 256.739.5657 Fax

17600 Badtke Road  
 Hockley, TX 77447  
 1.866.749.COMP (2667) Toll Free  
 281.213.6100 Tel. | 281.213.6101 Fax

3387 Davey Allison Blvd.  
 Hueytown, AL 35023  
 1.877.887.4247 Toll Free  
 205.744.1561 Tel. | 205.744.1562 Fax

[www.inlandbuildings.com](http://www.inlandbuildings.com)

## LIGHT GAUGE FRAMING

HAT SECTION	PART NO.	LENGTH	GAUGE	FINISH	WT./EA.	PRICE PER EACH
	HS-106	20'-0"	16	Galvanized	25.80#	63.95
	HS-107	20'-0"	18	Galvanized	21.20#	51.50
CHANNEL SECTION	PART NO.	LENGTH	GAUGE	FINISH	WT./EA.	PRICE PER EACH
	CS-101	20'-0"	18	Galvanized	15.60#	40.50
1 1/4" SUB-GIRT	PART NO.	LENGTH	GAUGE	FINISH	WT./EA.	PRICE PER EACH
	SG-104	20'-0"	18	Galvanized	23.10#	58.25
7/8" SUB-GIRT	PART NO.	LENGTH	GAUGE	FINISH	WT./EA.	PRICE PER EACH
	SG-103	20'-0"	18	Galvanized	18.60#	46.75
1/2" SUB-GIRT	PART NO.	LENGTH	GAUGE	FINISH	WT./EA.	PRICE PER EACH
	SG-102	20'-0"	18	Galvanized	12.32#	18.45



2141 Second Avenue S.W.  
 Cullman, Alabama 35055  
 800.438.1606 Toll Free  
 256.739.6827 Tel. | 256.739.5657 Fax

17600 Badtke Road  
 Hockley, TX 77447  
 1.866.749.COMP (2667) Toll Free  
 281.213.6100 Tel. | 281.213.6101 Fax

3387 Davey Allison Blvd.  
 Hueytown, AL 35023  
 1.877.887.4247 Toll Free  
 205.744.1561 Tel. | 205.744.1562 Fax

www.inlandbuildings.com

## CONNECTION CLIPS

<b>PURLIN &amp; GIRT CLIP (8" BY-PASS)</b> 	<b>PART NO.</b>	<b>MAT'L THICKNESS</b>	<b>WT./EA.</b>	<b>PRICE EACH</b>
				<b>BLACK</b>
	CL-1	3/16"	2.25#	4.75
<b>GIRT TO JAMB CLIP</b> 	<b>PART NO.</b>	<b>MAT'L THICKNESS</b>	<b>WT./EA.</b>	<b>PRICE EACH</b>
				<b>RED OXIDE</b>
	CL-45	10 Gauge	2.15#	7.90
<b>JAMB TO EAVE STRUT CLIP (8" JAMBS)</b> 	<b>PART NO.</b>	<b>MAT'L THICKNESS</b>	<b>WT./EA.</b>	<b>PRICE EACH</b>
				<b>RED OXIDE</b>
	CL-46	10 Gauge	1.65#	7.25
<b>JAMB BASE CLIP (8")</b> 	<b>PART NO.</b>	<b>MAT'L THICKNESS</b>	<b>WT./EA.</b>	<b>PRICE EACH</b>
				<b>RED OXIDE</b>
	CL-47	10 Gauge	1.45#	6.75
<b>HEADER TO JAMB CLIP (8")</b> 	<b>PART NO.</b>	<b>MAT'L THICKNESS</b>	<b>WT./EA.</b>	<b>PRICE EACH</b>
				<b>RED OXIDE</b>
	CL-48	10 Gauge	1.45#	6.75



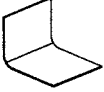
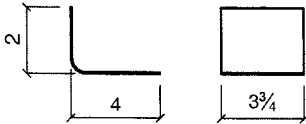
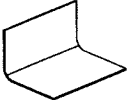
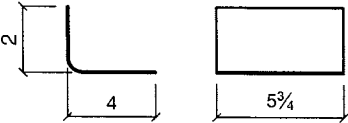
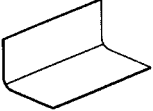
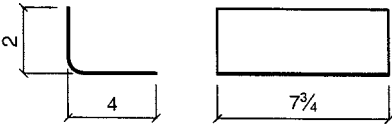
2141 Second Avenue S.W.  
 Cullman, Alabama 35055  
 800.438.1606 Toll Free  
 256.739.6827 Tel. | 256.739.5657 Fax

17600 Badtke Road  
 Hockley, TX 77447  
 1.866.749.COMP (2667) Toll Free  
 281.213.6100 Tel. | 281.213.6101 Fax

3387 Davey Allison Blvd.  
 Hueytown, AL 35023  
 1.877.887.4247 Toll Free  
 205.744.1561 Tel. | 205.744.1562 Fax

www.inlandbuildings.com

## CONNECTION CLIPS

LIGHT GAUGE ANGLE CLIP	PART NO.	MAT'L THICKNESS	WT./EA.	PRICE EACH
				RED OXIDE
  <p>No Holes            Use for 4" zee or cee attachment.            Requires #14 x 1 1/4" Tek/2 S.D. fasteners.</p>	LGC-5	14 Gauge	0.6#	1.50
LIGHT GAUGE ANGLE CLIP	PART NO.	MAT'L THICKNESS	WT./EA.	PRICE EACH
				RED OXIDE
  <p>No Holes            Use for 6" zee or cee attachment.            Requires #14 x 1 1/4" Tek/2 S.D. fasteners.</p>	LGC-6	14 Gauge	0.8#	1.75
LIGHT GAUGE ANGLE CLIP	PART NO.	MAT'L THICKNESS	WT./EA.	PRICE EACH
				RED OXIDE
  <p>No Holes            Use for 8" zee or cee attachment.            Requires #14 x 1 1/4" Tek/2 S.D. fasteners.</p>	LGC-7	14 Gauge	1.1#	2.00



2141 Second Avenue S.W.  
 Cullman, Alabama 35055  
 800.438.1606 Toll Free  
 256.739.6827 Tel. | 256.739.5657 Fax

17600 Badtke Road  
 Hockley, TX 77447  
 1.866.749.COMP (2667) Toll Free  
 281.213.6100 Tel. | 281.213.6101 Fax

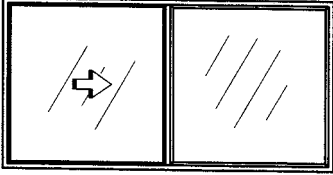
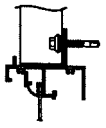



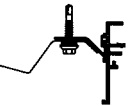

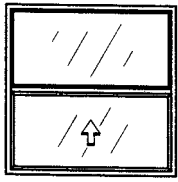

3387 Davey Allison Blvd.  
 Hueytown, AL 35023  
 1.877.887.4247 Toll Free  
 205.744.1561 Tel. | 205.744.1562 Fax

www.inlandbuildings.com

## ACCESSORIES

PERSONNEL DOOR UNITS	DESCRIPTION			PRICE PER UNIT
	DOOR SIZE	STYLE	WT./UNIT	WHITE FINISH
	3070 (single leaf)	"M"	166#	495.00
	3070 (single leaf)	"G" or "NL"	161#	552.00
	4070 (single leaf)	"M"	190#	604.55
	4070 (single leaf)	"G" or "NL"	185#	673.40
	6070 (double leaf)	"M"	265#	900.90
	6070 (double leaf)	"G" or "NL"	255#	1014.90
	<p>Single leaf door unit includes: leaf, frame with integral weather strip, assembly bolts, plain bearing hinges and threshold.            Double leaf door unit includes: two surface bolts, handed astragal and lock hole filler plate in addition to the items listed for the single leaf unit.            Glass and glazing is not included on "G" or "NL".            All white door leaves are embossed.            ADA regulations require lever lockset for public access buildings.  <b>* SBS standard door includes integral weather strip.</b></p>			
DOOR COMPONENTS	DESCRIPTION			PRICE PER UNIT
	3070 "M" Door Leaf only . . . . .			237.50
	3070 "G" or "NL" Door Leaf only . . . . .			294.50
	4070 "M" Door Leaf only . . . . .			323.00
	4070 "G" or "NL" Door Leaf only . . . . .			391.90
	3070 Frame, 8 1/4" Depth (includes assembly bolts) . . . . .			257.50
	4070 Frame, 8 1/4" Depth (includes assembly bolts) . . . . .			281.55
	6070 Frame, 8 1/4" Depth (includes assembly bolts) . . . . .			425.90
	Handed Astragal (specify leaf attaching to) . . . . .			43.75
	Lock Hole Filler Plate (used on inactive leaf) . . . . .			7.50
	Aluminum Threshold (ADA) 1/2" high. (includes anchors, screws, and sweep)			
	3'-0" . . . . .			26.25
	4'-0" . . . . .			36.15
	6'-0" . . . . .			52.50
	Surface Bolt, US26D (2 required per leaf) . . . . .			66.75
	Full Mortise Hinges, 4 1/2" x 4 1/2" Steel, US26D, Non-Removable Pins, (3/Box)			
	Plain Bearing . . . . .			34.05
	Ball Bearing . . . . .			51.40
	Thru-Mounted, Hydraulic, Size IV Door Closer . . . . .			136.25
	Standard Duty Cylindrical Lockset Knob, US32D . . . . .			81.25
	Heavy Duty Cylindrical Lockset Knob, US26D . . . . .			215.00
Lever Type Cylindrical Lockset, US26D (ADA) . . . . .			136.25	
Mortise Lever Lockset, (function 86A), US26D (requires a specially prepared leaf) (ADA) . . . . .			337.50	
Keyed Alike Charge, per Lock . . . . .			15.00	
Surface Mounted Reversible Panic Device, US26D (has keyed lever for exterior entry) (ADA) . . . . .			442.50	
Removable Mullion (Must be used on double leaf door when using above panic device), gray only . . . . .			375.00	
Double Cylinder Dead Bolt, US32D, (lock only, door prep charges not included) . . . . .			75.00	
Dead Bolt Preparation Charges for Door Leaf and Frame (this hands leaf and frame) . . . . .			113.00	

## ACCESSORIES

	DESCRIPTION	PRICE EACH															
<p><b>HORIZONTAL SLIDE WINDOWS</b></p>  <div style="display: flex; justify-content: space-around; margin-top: 10px;">   </div> <div style="display: flex; justify-content: space-around; margin-top: 10px;"> <p>Head</p> <p>Sill</p> </div> <div style="display: flex; justify-content: space-around; margin-top: 10px;">   </div> <div style="display: flex; justify-content: space-around; margin-top: 10px;"> <p>PBR Panel Fin</p> <p>PBU Panel Fin</p> </div> <div style="display: flex; justify-content: space-around; margin-top: 10px;">   </div> <div style="display: flex; justify-content: space-around; margin-top: 10px;"> <p>PBA Panel Fin</p> <p>Straight Panel Fin</p> </div>	<table border="1" style="width: 100%; border-collapse: collapse;"> <thead> <tr> <th style="width: 30%;">SIZE</th> <th style="width: 30%;">WT./EA.</th> <th style="width: 40%;">MILL FINISH ALUMINUM FRAME/FINS</th> </tr> </thead> <tbody> <tr> <td>3030 w/ half-screen</td> <td>24.0#</td> <td>195.00</td> </tr> <tr> <td>4030 w/ half-screen</td> <td>31.8#</td> <td>220.00</td> </tr> <tr> <td>6030 w/ half-screen</td> <td>43.8#</td> <td>265.00</td> </tr> <tr> <td>6040 w/ half-screen</td> <td>57.8#</td> <td>362.50</td> </tr> </tbody> </table> <p style="font-size: small; margin-top: 10px;">Specify PBR Panel, PBU Panel, A Panel, or Straight Fins.            All windows have field installed fins to fit the specified panel. Width of window is indicated by the first two digits in the description and is measured center-to-center of the fins. Windows are self-framing and require no additional flashing or trim.            Glass is clear DSB grade.            LTL crating charge is \$50 per order.</p>	SIZE	WT./EA.	MILL FINISH ALUMINUM FRAME/FINS	3030 w/ half-screen	24.0#	195.00	4030 w/ half-screen	31.8#	220.00	6030 w/ half-screen	43.8#	265.00	6040 w/ half-screen	57.8#	362.50	
	SIZE	WT./EA.	MILL FINISH ALUMINUM FRAME/FINS														
	3030 w/ half-screen	24.0#	195.00														
	4030 w/ half-screen	31.8#	220.00														
	6030 w/ half-screen	43.8#	265.00														
	6040 w/ half-screen	57.8#	362.50														
<p><b>VERTICAL SLIDE WINDOWS</b></p> 	<table border="1" style="width: 100%; border-collapse: collapse;"> <thead> <tr> <th style="width: 30%;">SIZE</th> <th style="width: 30%;">WT./EA.</th> <th style="width: 40%;">MILL FINISH ALUMINUM FRAMES/FINS</th> </tr> </thead> <tbody> <tr> <td>3030 w/ half-screen</td> <td>30.0#</td> <td>292.50</td> </tr> <tr> <td>3040 w/ half-screen</td> <td>34.0#</td> <td>337.50</td> </tr> <tr> <td>3050 w/ half-screen</td> <td>38.0#</td> <td>385.00</td> </tr> </tbody> </table> <p style="font-size: small; margin-top: 10px;">Specify PBR Panel, PBU Panel, A Panel, or Straight Fins.            All windows have field installed fins to fit the specified panel. Width of window is indicated by the first two digits in the description and is measured center-to-center of the fins. Windows are self-framing and require no additional flashing or trim.            Glass is clear DSB grade.            LTL crating charge is \$50 per order.</p>	SIZE	WT./EA.	MILL FINISH ALUMINUM FRAMES/FINS	3030 w/ half-screen	30.0#	292.50	3040 w/ half-screen	34.0#	337.50	3050 w/ half-screen	38.0#	385.00				
	SIZE	WT./EA.	MILL FINISH ALUMINUM FRAMES/FINS														
	3030 w/ half-screen	30.0#	292.50														
	3040 w/ half-screen	34.0#	337.50														
3050 w/ half-screen	38.0#	385.00															
<p><b>FIXED GLASS SLIMLINE WINDOWS</b></p> 	<table border="1" style="width: 100%; border-collapse: collapse;"> <thead> <tr> <th style="width: 30%;">SIZE</th> <th style="width: 30%;">WT./EA.</th> <th style="width: 40%;">BRONZE PAINTED ALUMINUM FRAMES/FINS</th> </tr> </thead> <tbody> <tr> <td>1070</td> <td>40.0#</td> <td>370.00</td> </tr> <tr> <td>2060</td> <td>50.0#</td> <td>402.50</td> </tr> <tr> <td>2070</td> <td>52.0#</td> <td>415.00</td> </tr> </tbody> </table> <p style="font-size: small; margin-top: 10px;">Specify PBR Panel, PBU Panel, A Panel, or Straight Fins.            All windows have field installed fins to fit the specified panel. Width of window is indicated by the first two digits in the description and is measured center-to-center of the fins. Windows are self-framing and require no additional flashing or trim.            Glass is 1/8" Gray Tinted Tempered.            LTL crating charge is \$50 per order.</p>	SIZE	WT./EA.	BRONZE PAINTED ALUMINUM FRAMES/FINS	1070	40.0#	370.00	2060	50.0#	402.50	2070	52.0#	415.00				
	SIZE	WT./EA.	BRONZE PAINTED ALUMINUM FRAMES/FINS														
	1070	40.0#	370.00														
	2060	50.0#	402.50														
2070	52.0#	415.00															



2141 Second Avenue S.W.  
 Cullman, Alabama 35055  
 800.438.1606 Toll Free  
 256.739.6827 Tel. | 256.739.5657 Fax

17600 Badtke Road  
 Hockley, TX 77447  
 1.866.749.COMP (2667) Toll Free  
 281.213.6100 Tel. | 281.213.6101 Fax

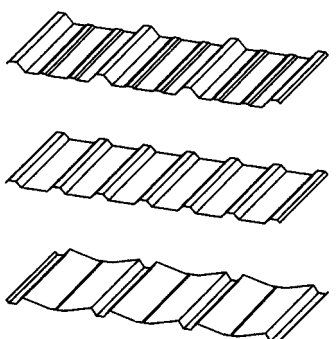
3387 Davey Allison Blvd.  
 Hueytown, AL 35023  
 1.877.887.4247 Toll Free  
 205.744.1561 Tel. | 205.744.1562 Fax

www.inlandbuildings.com

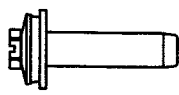
## ACCESSORIES

LIGHT TRANSMITTING PANELS	TYPE	COLOR	LENGTH	WT./EA	PRICE EACH		
	R	White	10'-8"	17.5#	116.55		
R	White	12'-0"	19.0#	131.10			
U	White	10'-8"	17.5#	116.55			
A	White	11'-0"	18.1#	106.30			

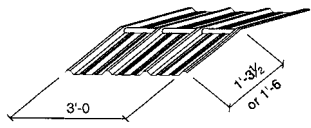
  

 <p>WARNING: These light transmitting panels are not designed or intended to bear the weight of any person walking, stepping, standing or resting on them. Schulte Building Systems DISCLAIMS ANY WARRANTY OR REPRESENTATION, EXPRESSED OR IMPLIED, that any person can safely walk, step, stand or rest on or near these light transmitting panels or that they comply with any OSHA regulation.</p>	All panels are translucent white fiberglass with woven fiberglass mat, weighing a nominal 8 oz. per sq. ft., approx. 46 % light transmission. Motor Freight Crating \$6.00 per foot. Maximum 100 per bundle.		
--	--	--	--

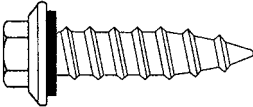
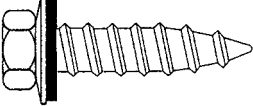
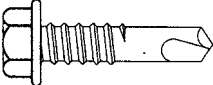
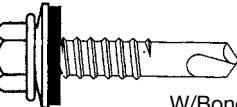
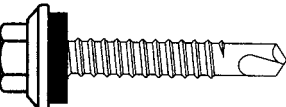
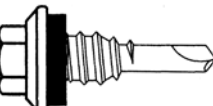
STAINLESS GROMMETS	DESCRIPTION	WT./1000	PRICE PER 1000
 <p>For stitching light transmitting panels together.</p>	#6-32 x 1" hole slotted hex head 305 stainless steel machine screw preassembled to 1/2" O.D. washer and neoprene grommet with "molded-in" nut. White only.	4.9#	1110.00

DIE-FORMED RIDGE CAP	TYPE	GAUGE	LENGTH	WT./EA.	PRICE PER EACH		
					GALVALUME	SMP	KYNAR
 <p>(Specify roof slope here)</p>	R	26	2'-6"	7.0#	12.25	15.10	16.60
	U	26	2'-6"	7.0#	12.25	15.10	16.60
	R	26	3'-0"	8.1#	13.95	17.40	19.25
	U	26	3'-0"	8.1#	13.95	17.40	19.25



## ACCESSORIES

SELF-TAPPING CARBON STEEL FASTENERS 	SIZE	LENGTH	TYPE	HEAD AF	WT./M	PRICE PER 1000		
							PLAIN	PAINTED
Holes must be pre-drilled through all metal when using this type of fastener  Note: Fasteners sold in quantities of 250 only.	#14	3/4"	A	5/16"	13.2#	81.00	95.25	
	#14	1"	A	5/16"	17.0#	94.90	109.15	
	#14	1-1/2"	A	5/16"	21.0#	110.80	125.05	
	#17	1"	AB	5/16"	16.0#	158.25	172.50	
304 STAINLESS STEEL SELF-TAPPING FASTENERS 	SIZE	LENGTH	TYPE	HEAD AF	WT./M	PRICE PER 1000		
Holes must be pre-drilled through all metal when using this fastener. CAUTION: The threads on 304 SS fasteners are softer than carbon steel and will strip out if over-torqued or forced into too small a hole.  Note: Fasteners sold in quantities of 250 only.							PLAIN	PAINTED
	#14	3/4"	A	3/8"	14.7#	244.75	259.00	
	#14	1"	A	3/8"	17.0#	281.85	296.10	
	#14	1 1/2"	A	3/8"	21.4#	360.90	375.20	
#17	1"	AB	3/8"	21.0#	373.90	388.15		
MINI-WAREHOUSE SELF-DRILLING CARBON STEEL FASTENERS 	SIZE	LENGTH	TYPE	HEAD AF	WT./M	PRICE PER 1000		
No washer  Note: Fasteners sold in quantities of 250 only.							PLAIN	PAINTED
	#12	7/8"	DRILLER	5/16"	8.7#	74.55	88.80	
MINI-WAREHOUSE SELF-DRILLING CARBON STEEL FASTENERS 	SIZE	LENGTH	TYPE	HEAD AF	WT./M	PRICE PER 1000		
W/Bonded Washer  Note: Fasteners sold in quantities of 250 only.							PLAIN	PAINTED
	#12	7/8"	DRILLER	5/16"	11.7#	92.15	106.40	
SELF-DRILLING CARBON STEEL FASTENERS 	SIZE	LENGTH	TYPE	HEAD AF	WT./M	PRICE PER 1000		
For attaching sheet to Ceas and Zees.  Note: Fasteners sold in quantities of 250 only.							PLAIN	PAINTED
	#12	1-1/4"	DRILLER	5/16"	16.2#	84.45	99.70	
	#12	1-1/2"	DRILLER	5/16"	17.1#	108.30	122.55	
#12	2"	DRILLER	5/16"	20.0#	172.60	186.85		
SELF-DRILLING CARBON STEEL FASTENERS 	SIZE	LENGTH	TYPE	HEAD AF	WT./M	PRICE PER 1000		
For attaching sheet to sheet.  Note: Fasteners sold in quantities of 250 only.							PLAIN	PAINTED
	#14	7/8"	LAPTEK	5/16"	12.6#	87.60	101.85	



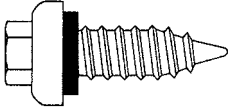
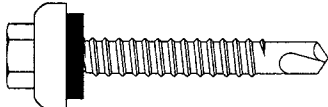
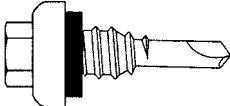
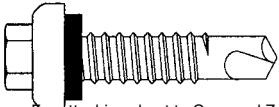
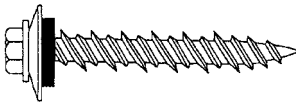
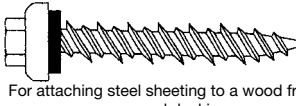
2141 Second Avenue S.W.  
 Cullman, Alabama 35055  
 800.438.1606 Toll Free  
 256.739.6827 Tel. | 256.739.5657 Fax

17600 Badtke Road  
 Hockley, TX 77447  
 1.866.749.COMP (2667) Toll Free  
 281.213.6100 Tel. | 281.213.6101 Fax

3387 Davey Allison Blvd.  
 Hueytown, AL 35023  
 1.877.887.4247 Toll Free  
 205.744.1561 Tel. | 205.744.1562 Fax

www.inlandbuildings.com

## ACCESSORIES

LONG-LIFE SELF-TAPPING FASTENERS	SIZE	LENGTH	TYPE	HEAD AF	WT./M	PRICE PER 1000	
						PLAIN	PAINTED
 Holes must be pre-drilled through all metal when using this type of fastener.	#14	1"	AB	5/16"	17.9#	232.70	246.20
	#17	1"	AB	5/16"	18.0#	270.20	283.70
	Note: Fasteners sold in quantities of 250 only.						
LONG-LIFE SELF-DRILLING FASTENERS	SIZE	LENGTH	TYPE	HEAD AF	WT./M	PRICE PER 1000	
 For attaching sheet to Cees and Zees.	#12	1-1/4"	DRILLER	5/16"	18.1#	177.50	190.95
	#12	1-1/2"	DRILLER	5/16"	19.2#	217.25	230.75
	#12	2"	DRILLER	5/16"	20.7#	279.60	293.10
	Note: Fasteners sold in quantities of 250 only.						
LONG-LIFE SELF-DRILLING FASTENERS	SIZE	LENGTH	TYPE	HEAD AF	WT./M	PRICE PER 1000	
 For attaching sheet to sheet.	#14	7/8"	LAPTEK	5/16"	17.2#	179.50	193.00
	Note: Fasteners sold in quantities of 250 only.						
LONG-LIFE SELF-DRILLING FASTENERS	SIZE	LENGTH	TYPE	HEAD AF	WT./M	PRICE PER 1000	
 For attaching sheet to Cees and Zees.	#14	1-1/4"	DRILLER	5/16"	19.2#	243.10	256.60
	Note: Fasteners sold in quantities of 250 only.						
METAL TO WOOD FASTENERS	SIZE	LENGTH	TYPE	HEAD AF	WT./M	PRICE PER 1000	
 For attaching steel sheeting to a wood frame or wood decking	#10	1"	WOODGRIP	1/4"	8.2#	45.40	59.65
	#10	1-1/2"	WOODGRIP	1/4"	10.5#	56.55	70.80
	#10	2"	WOODGRIP	1/4"	12.3#	66.00	80.25
	Note: Fasteners sold in quantities of 250 only.						
LONG-LIFE METAL TO WOOD FASTENERS	SIZE	LENGTH	TYPE	HEAD AF	WT./M	PRICE PER 1000	
 For attaching steel sheeting to a wood frame or wood decking	#10	1"	WOODGRIP	5/16"	9.5#	171.85	185.35
	#10	1-1/2"	WOODGRIP	5/16"	11.5#	186.15	199.65
	#10	2"	WOODGRIP	5/16"	14.0#	256.25	269.75
	Note: Fasteners sold in quantities of 250 only.						



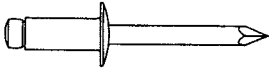

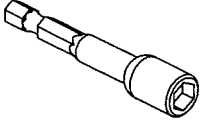

2141 Second Avenue S.W.  
 Cullman, Alabama 35055  
 800.438.1606 Toll Free  
 256.739.6827 Tel. | 256.739.5657 Fax

17600 Badtke Road  
 Hockley, TX 77447  
 1.866.749.COMP (2667) Toll Free  
 281.213.6100 Tel. | 281.213.6101 Fax

3387 Davey Allison Blvd.  
 Hueytown, AL 35023  
 1.877.887.4247 Toll Free  
 205.744.1561 Tel. | 205.744.1562 Fax

www.inlandbuildings.com

## ACCESSORIES

<b>STAINLESS STEEL POP RIVETS</b>  	<b>SIZE</b>		<b>GRIP RANGE</b>		<b>WT./M.</b>		<b>PRICE PER 1000</b>			
							<b>PLAIN</b>	<b>PAINTED</b>		
	1/8" Diameter		.126" - .187"		2.8#		96.30	103.20		
<p style="font-size: small;">Body and mandrel are stainless steel.            Note: Fasteners sold in quantities of 250 only.</p>										
<b>DRILL BITS</b>  	<b>SIZE</b>		<b>DIA.</b>		<b>USED FOR</b>		<b>PRICE EACH</b>			
	#30		(.1285")		Pop rivets, pilot holes for #14 stitch		1.70			
	#8		(.199")		#14 members/stitch		3.15			
	7/32"		(.219")		#14 stainless steel members/stitch		3.50			
	#1		(.228")		#14 into heavy structural		3.35			
<b>MAGNETIC SOCKET (HEX DRIVE)</b>  	<b>SIZE</b>		<b>USED FOR</b>				<b>PRICE EACH</b>			
	3/8"		#14 driller or tapper				8.25			
	5/16"		#12 driller				6.60			
	1/4"		#10 wood fastener				5.80			
<b>PERSONNEL DOOR CANOPY KIT</b>  	<b>WIDTH</b>		<b>FINISH</b>		<b>GAUGE</b>		<b>WT./EA.</b>		<b>PRICE EACH</b>	
	4'-6		White		26		100#		778.15	
	4'-6		Color		26		100#		845.15	
	7'-6		White		26		165#		1377.60	
	7'-6		Color		26		165#		1426.60	
<p style="font-size: small;">Canopy extends 4' from building wall and includes support system for easy installation in existing buildings.</p>										
<p style="font-size: small;">Price includes wood crating and all necessary hardware for installation.</p>										




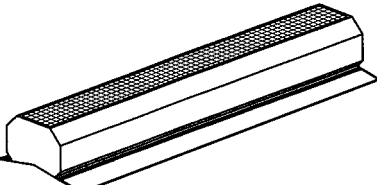
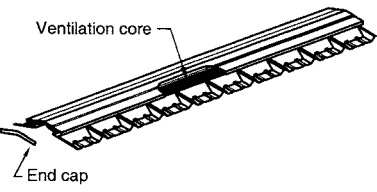
2141 Second Avenue S.W.  
 Cullman, Alabama 35055  
 800.438.1606 Toll Free  
 256.739.6827 Tel. | 256.739.5657 Fax

17600 Badtke Road  
 Hockley, TX 77447  
 1.866.749.COMP (2667) Toll Free  
 281.213.6100 Tel. | 281.213.6101 Fax




3387 Davey Allison Blvd.  
 Hueytown, AL 35023  
 1.877.887.4247 Toll Free  
 205.744.1561 Tel. | 205.744.1562 Fax

www.inlandbuildings.com

## ACCESSORIES

	DESCRIPTION	WT./EA.	PRICE EACH	
			GALVALUME®	WHITE
CIRCULAR GRAVITY VENTILATORS  	20" Diameter Throat, 26 GA, w/ damper	70.0#	324.25	330.75
	24" Diameter Throat, 26 GA, w/ damper	70.0#	477.70	487.25
<p>All ventilators have bird screen and damper.</p> <p>Pricing shown is for ventilators mounted into a matching finish PBR panel 3'-0" ridge cap. Stocked in 1:12 slope only.</p> <p>For ventilators mounted into a PBU panel 3'-0" ridge cap or any other roof slope on a PBR panel 3'-0" ridge cap (up to 6:12), please inquire.</p> <p>For ventilators mounted into a flat skirt, no extra charge.</p> <p>For ventilators to be slope-mounted into a 6'-0 long PBR panel, add \$25.00 per vent.</p> <p>For standard color ventilators other than Polar White, please inquire.</p> <p>For hardware required for adjustable ventilators, see page CIP-21.</p> <p>For chain operated ventilators, please inquire.</p>				
	DESCRIPTION	WT./EA.	PRICE EACH	
			GALVALUME®	WHITE
CONTINUOUS THROAT GRAVITY RIDGE VENTILATORS  	9" Throat x 10' Long, 26 GA, w/ damper	207.0#	526.70	568.50
	12" Throat x 10' Long, 26 GA, w/ damper	223.0#	656.40	706.85
<p>All ventilators have bird screen and damper.</p> <p>Pricing shown is for ventilators with flat skirts only.</p> <p>Included with each ventilator are splice plates, end skirts, and special rope sealant.</p> <p>All ventilators will conform to roof slopes up to 6:12.</p> <p>For standard color ventilators other than Polar White, please inquire.</p> <p>Die-formed skirts are for PBR panel available in 24 gauge GALVALUME® and Polar White only. Please inquire.</p> <p>For hardware required for adjustable ventilators, see page CIP-21.</p> <p>For chain operated ventilators, please inquire.</p>				
	DESCRIPTION	WT./EA.	PRICE EACH	
			GALVALUME® or WHITE	
			FIXED OPEN ONLY	
RIDGELINE CORAVENT LO-PROFILE FLOATING RIDGE VENT  	7" Throat x 10' Long, 24 GA	65.0#	372.50	
	<p>Designed for minimal ventilation with lower profile appearance.</p> <p>For Coravent with flat skirts, no extra charge.</p> <p>Must specify roof slope (up to 12:12).</p> <p>For standard color Coravent other than Polar White, please inquire.</p> <p>Die-formed skirts are for PBR panel available in 24 gauge GALVALUME® and Polar White only.</p> <p>End caps and splice kits are sold separately.</p>			
	End Cap (2 per run required.)		17.50	
Optional Splice Kit (Splice cover and sealant)			23.75	

## ACCESSORIES

	DESCRIPTION				PRICE EACH		
<p style="text-align: center;"><b>VENTILATOR HARDWARE</b></p> 	Galvanized 3/16" Vent Cable Vent Pulley 1/4" x 2" Eye Bolt w/ Nuts Cable Clamps Operator Handle				.42 4.75 .45 .60 54.05		
<p style="text-align: center;"><b>STEEL LOUVERS</b></p>  <p style="font-size: small;">All louvers have 18 gauge frames, 20 gauge blades and choice of bird or insect screen.</p>	WIDTH	HEIGHT	TYPE	WT./EA.	PRICE EACH		
					GALVANIZED	COLORS	
	3'	x 3'	Fixed or Adjustable	54.0#	623.25	660.70	
	3'	x 4'	Fixed or Adjustable	72.0#	633.25	670.70	
	3'	x 5'	Fixed or Adjustable	90.0#	745.90	832.15	
	4'	x 4'	Fixed or Adjustable	96.0#	795.60	887.60	
	Specify PBR panel, PBU panel, PBA panel, or Straight Fins. All louvers are fabricated with permanent fins to fit specified panel. Width of louver is measured center-to-center of fins. All louvers are self-framing and require no additional flashing or trim. If louver is to fit in an existing framed opening, this must be known. All adjustable louvers operate with a hand crank. For pull-chain operation, please inquire. All louvers are special order, require five working-day delivery and are not returnable.  *Color louvers other than Polar White, Burnished Slate, Saddle Tan, and Light Stone require an additional 40 % charge.						
<p style="text-align: center;"><b>TAPE SEAL</b></p> 	SIZE	CARTON QTY	ROLL WT./EA.	PRICE EACH			
	3/8" x 3/32" x 45'	40	1.5#	3.05			
	1" x 3/32" x 45'	20	3.3#	7.00			
	Gray Butyl flat tape on waterproof release paper.						



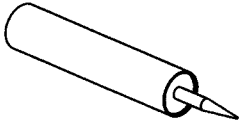



2141 Second Avenue S.W.  
 Cullman, Alabama 35055  
 800.438.1606 Toll Free  
 256.739.6827 Tel. | 256.739.5657 Fax

17600 Badtke Road  
 Hockley, TX 77447  
 1.866.749.COMP (2667) Toll Free  
 281.213.6100 Tel. | 281.213.6101 Fax

3387 Davey Allison Blvd.  
 Hueytown, AL 35023  
 1.877.887.4247 Toll Free  
 205.744.1561 Tel. | 205.744.1562 Fax

www.inlandbuildings.com

## ACCESSORIES

TUBE CAULKING	TYPE	COLOR	TUBE SIZE	CARTON QTY.	TUBE WT./EA.	PRICE EACH
  10.3 oz. cartridge	Polyurethane	White	10.3 oz	30	1.2#	7.25
	Polyurethane	Gray	10.3 oz	30	1.2#	7.25
	Polyurethane	Bronze	10.3 oz	30	1.2#	7.25
	Polyurethane	Almond	10.3 oz	30	1.2#	7.25
	Silicone	Clear	10.3 oz	30	1.2#	8.75
<b>DESCRIPTION</b> <span style="float: right;"><b>WT./100</b></span> <span style="float: right;"><b>PRICE EACH</b></span>						
<b>R PANEL CLOSURE STRIP</b> EACH PIECE 3'-0"  	ThermX Gray Polypropylene					
Inside					4.5#	.85
Outside					8.0#	.85
<b>DESCRIPTION</b> <span style="float: right;"><b>WT./100</b></span> <span style="float: right;"><b>PRICE EACH</b></span>						
<b>U PANEL CLOSURE STRIP</b> EACH PIECE 3'-0"  	ThermX Gray Polypropylene					
Inside					4.0#	.85
Outside					6.2#	.85
<b>DESCRIPTION</b> <span style="float: right;"><b>WT./100</b></span> <span style="float: right;"><b>PRICE EACH</b></span>						
<b>A PANEL CLOSURE STRIP</b> EACH PIECE 3'-0"  	ThermX Gray Polypropylene					
Inside					5.4#	.85
Outside					5.6#	.85



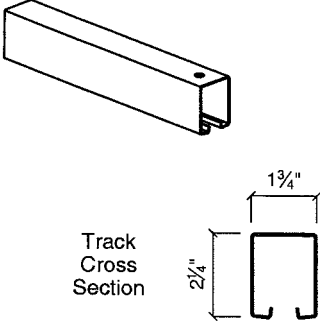
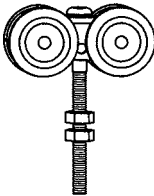
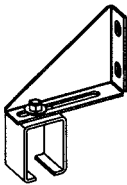
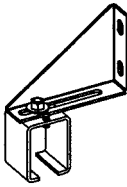

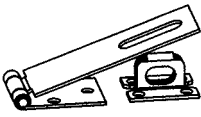
2141 Second Avenue S.W.  
 Cullman, Alabama 35055  
 800.438.1606 Toll Free  
 256.739.6827 Tel. | 256.739.5657 Fax

17600 Badtke Road  
 Hockley, TX 77447  
 1.866.749.COMP (2667) Toll Free  
 281.213.6100 Tel. | 281.213.6101 Fax

3387 Davey Allison Blvd.  
 Hueytown, AL 35023  
 1.877.887.4247 Toll Free  
 205.744.1561 Tel. | 205.744.1562 Fax

www.inlandbuildings.com

## ACCESSORIES

NATIONAL SLIDING DOOR TRACK	DESCRIPTION		PRICE EACH
	LENGTH	WT./EA.	
 <p>Track Cross Section</p> <p>All track is 16 ga. Galvanized.</p>	Door Track x 8'-0	14.2#	40.50
	Door Track x 10'-0	16.5#	60.00
	Door Track x 12'-0	20.8#	73.20
	Door Track x 14'-0	23.6#	80.25
	Door Track x 16'-0	28.3#	96.25
	Door Track x 18'-0	31.9#	109.75
	Door Track x 20'-0	35.5#	120.00
	Maximum door weight should be 400 lbs.		
NATIONAL SLIDING DOOR HARDWARE	DESCRIPTION		PRICE EACH
	ITEM	WT./EA.	
	 <p>2 1/8" diameter Trolley Truck w/ 5/2" bolt. (max. door weight 400 lbs.)</p>	1.2#	21.55
	 <p>Track Hanger Bracket. (use every 2' of track)</p>	1.4#	16.90
	 <p>Track Hanger/Splice Bracket (has set screw)</p>	1.5#	22.25
	 <p>#7 Extra Heavy Duty Door Pull.</p>	.9#	9.40
	 <p>4 1/2" Hasp and Staple set.</p> <p>All hardware is zinc-plated.</p>	.3#	5.25




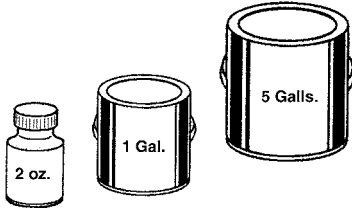

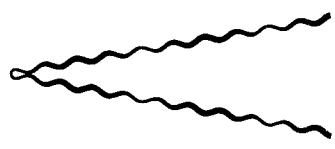


2141 Second Avenue S.W.  
 Cullman, Alabama 35055  
 800.438.1606 Toll Free  
 256.739.6827 Tel. | 256.739.5657 Fax

17600 Badtke Road  
 Hockley, TX 77447  
 1.866.749.COMP (2667) Toll Free  
 281.213.6100 Tel. | 281.213.6101 Fax

3387 Davey Allison Blvd.  
 Hueytown, AL 35023  
 1.877.887.4247 Toll Free  
 205.744.1561 Tel. | 205.744.1562 Fax

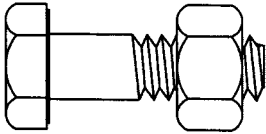
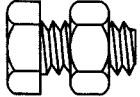
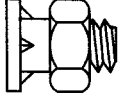
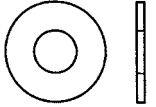

www.inlandbuildings.com

## ACCESSORIES

RUBBER PIPE FLASHING • FLASHERS • BLACK EPDM 	SIZE	PIPE SIZE	TEMP. RANGE	BASE	WT./EA.	PRICE EACH	
							EPDM
	#1	1/4" - 2"	-65° to 250°	4-3/4"	0.2#	13.95	
	#3	1/4" - 5"	-65° to 250°	7-3/4"	0.45#	19.80	
	#5	4-1/4" - 7-1/2"	-65° to 250°	10-3/4"	1.0#	33.60	
	#7	6" - 11"	-65° to 250°	14-1/4"	2.0#	67.95	
#8	7" - 13"	-65° to 250°	16-1/2"	2.3#	99.00		
TOUCH-UP PAINT 	DESCRIPTION					PRICE EACH	
	Red Oxide Primer Water Based - Gallon can					31.50	
	Red Oxide Primer Water based - 5 Gallon pail					149.40	
	Valspar Matching Color, Panel Touch Up Paint 2 oz. Bottle					16.25	
	Silicone Polyester Kynar					26.25	
GALVANIZED EHS STRAND 	SIZE	MIN. BREAKING STRENGTH		WT./FT.	PRICE PER FOOT		
	1/4"	6,650 lbs.		.1 #	.48		
	5/16"	11,200 lbs.		.2#	.63		
	3/8"	15,400 lbs.		.3#	.83		
	1/2"	26,900 lbs.		.5#	1.53		
All strand conforms to the requirements of ASTM A475, EHS Grade.							
GALVANIZED EHS BRACE GRIPS 	CABLE SIZE	MIN. BREAKING STRENGTH		WT./EA.	PRICE EACH		
	1/4"	6,650 lbs.		.3#	2.95		
	5/16"	11,200 lbs.		.5#	3.90		
	3/8"	15,400 lbs.		.9#	4.90		
	1/2"	26,900 lbs.		2.0#	11.15		
EYE BOLTS w/NUTS & FLAT WASHER 	SIZE	TOTAL LENGTH	THREAD LENGTH	WT./EA.	PRICE EACH		
	ZINC-PLATED						
	1/2"Ø	8"	6"	.7#	3.30		
	5/8"Ø	8"	6"	1.5#	4.85		
	3/4"Ø	8"	6"	2.0#	7.15		
7/8"Ø	8"	6"	3.0#	10.35			
HILLSIDE WASHERS 	SIZE				WT./100	PRICE EACH	
	BLACK						
	1/2"Ø	Eye Bolt Size			32.4#	1.45	
	5/8"Ø	Eye Bolt Size			40.0#	1.75	
	3/4"Ø	Eye Bolt Size			55.7#	2.60	
7/8"Ø	Eye Bolt Size			82.3#	3.75		



## ACCESSORIES

<p><b>A325 HIGH STRENGTH STRUCTURAL BOLTS WITH NUTS</b></p>  <p>All bolts have Heavy Hex Heads. All nuts are A194 Heavy Hex Nuts.</p>	<b>DIAMETER</b>	<b>LENGTH</b>	<b>THREAD</b>	<b>TPI</b>	<b>WT./100</b>	<b>PRICE PER 100</b>	
	<b>ZINC-PLATED</b>						
	1/2"	x	1 1/4"	1"	13	17.8#	49.40
	1/2"	x	1 1/2"	1"	13	19.2#	56.25
	5/8"	x	1 1/2"	1 1/4"	11	33.1#	93.65
	5/8"	x	1 3/4"	1 1/4"	11	35.3#	96.50
	5/8"	x	2"	1 1/4"	11	37.4#	97.40
	3/4"	x	1 3/4"	1 3/8"	10	55.3#	159.90
	3/4"	x	2"	1 3/8"	10	58.4#	164.40
	3/4"	x	2 1/4"	1 3/8"	10	61.6#	169.75
	3/4"	x	2 1/2"	1 3/8"	10	64.7#	171.25
	3/4"	x	2 3/4"	1 3/8"	10	67.8#	176.25
	1"	x	2 3/4"	1 3/4"	8	135.0#	379.65
	1"	x	3"	1 3/4"	8	141.0#	402.15
1"	x	3 1/4"	1 3/4"	8	146.0#	426.00	
<p><b>A307 LOW CARBON BOLTS w/ NUTS</b></p>  <p><b>MACHINE BOLT</b></p>  <p><b>FIN NECK BOLT</b></p>	<b>DIAMETER</b>	<b>LENGTH</b>	<b>THREAD</b>	<b>TPI</b>	<b>WT./100</b>	<b>PRICE PER 100</b>	
	<b>ZINC-PLATED</b>						
	1/2"	x	1"	1"	13	13#	28.25
	1/2"	x	1 1/4"	1 1/4"	13	14#	29.90
	1/2"	x	1"	7/8"	13	10#	44.75
	1/2"	x	1 1/4"	1 1/8"	13	13#	55.00
(fin neck, flat head)							
<p><b>USS FLAT WASHERS</b></p>  <p>(Not Hardened)</p>	<b>BOLT DIAMETER</b>	<b>I.D.</b>	<b>O.D.</b>	<b>WT./100</b>	<b>PRICE PER 100</b>		
	<b>ZINC-PLATED</b>						
	1/2"	x	9/16"	1 3/8"	3.9#	12.00	
	5/8"	x	1 1/16"	1 3/4"	7.7#	19.50	
	3/4"	x	1 3/16"	2"	11.0#	23.95	
1"	x	1 1/16"	2 1/2"	18.9#	44.65		
<p><b>A307 LOW CARBON HEX NUTS</b></p> 	<b>BOLT DIAMETER</b>	<b>THICKNESS</b>	<b>TPI</b>	<b>WT./100</b>	<b>PRICE PER 100</b>		
	<b>ZINC-PLATED</b>						
	1/2"	x	5/16"	13	3.8#	9.65	
	5/8"	x	3/8"	11	7.3#	23.00	
	3/4"	x	27/64"	10	11.9#	33.65	
1"	x	35/64"	8	28.3#	105.65		



2141 Second Avenue S.W.  
 Cullman, Alabama 35055  
 800.438.1606 Toll Free  
 256.739.6827 Tel. | 256.739.5657 Fax

17600 Badtke Road  
 Hockley, TX 77447  
 1.866.749.COMP (2667) Toll Free  
 281.213.6100 Tel. | 281.213.6101 Fax

3387 Davey Allison Blvd.  
 Hueytown, AL 35023  
 1.877.887.4247 Toll Free  
 205.744.1561 Tel. | 205.744.1562 Fax

www.inlandbuildings.com

## FLAT SHEET SELECTION CHART

	26 Ga.	24 Ga.
	42 3/4"	42 3/4"
<b>PREMIUM POLYESTER – PPOL</b>		
Polar White	●	●
<b>SILICONE POLYESTER – SMP</b>		
Light Stone	●	
Ash Gray	●	
Desert Sand	●	
Charcoal Gray	●	
Burnished Slate	●	
Saddle Tan	●	
Hawaiian Blue	●	
Rustic Red	●	
Fern Green	●	
Burgundy	●	
Koko Brown	●	
Colony Green	●	
Crimson Red	●	
Aztec Gold	●	
Evergreen	●	
<b>KYNAR 500</b>		
Gallery Blue		●
Regal Red		●
<b>OTHER</b>		
Clear Acrylic Galvalume	●	●

Consult the SBS TECHNICAL MANUAL for proper product application, design details and other product information.



2141 Second Avenue S.W.  
 Cullman, Alabama 35055  
 800.438.1606 Toll Free  
 256.739.6827 Tel. | 256.739.5657 Fax

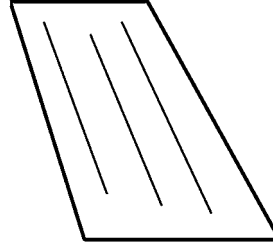
17600 Badtke Road  
 Hockley, TX 77447  
 1.866.749.COMP (2667) Toll Free  
 281.213.6100 Tel. | 281.213.6101 Fax

3387 Davey Allison Blvd.  
 Hueytown, AL 35023  
 1.877.887.4247 Toll Free  
 205.744.1561 Tel. | 205.744.1562 Fax

[www.inlandbuildings.com](http://www.inlandbuildings.com)

## FLAT SHEET PRICING

FLAT SHEETS



Gauge	Width	Finish	Wt/Ft	PRICE PER 10'-2" SHEET		
				1-10	11-50	Over 50
26	42 3/4"	SMP Standard Colors	2.71#	54.95	51.70	50.65
26	42 3/4"	Galvalume (Clear Acrylic)	2.71#	40.15	38.55	35.45
24	42 3/4"	PPOL Polar White	3.44#	62.00	59.50	58.30
24	42 3/4"	Kynar 500® Colors	3.44#	69.85	67.05	65.70
24	42 3/4"	Galvalume (Clear Acrylic)	3.44#	51.20	49.15	48.15

Consult the SBS TECHNICAL MANUAL for proper product application, design details and other product information.

### NOTES:

1. Add \$33.60 for flat sheet wood skid/Maximum 100 flat sheets or 3000# per skid. Maximum 14' length.
2. Add \$48.00 for LTL crating/Maximum 100 flat sheets or 3000# per skid.
3. Strippable film available for flat sheets (except for GALVALUME®) upon request. Add \$.08 per square foot.
4. Flat sheet lengths other than 10'-2" are available upon request. Minimum length 5', maximum length 14'-0". For flat sheet lengths other than 10'-2" or 14'-0", add \$.10 per square foot. Flat sheet lengths over 14'-0" require special skid. Please inquire.
5. All material is Grade D for flat sheets.



2141 Second Avenue S.W.  
 Cullman, Alabama 35055  
 800.438.1606 Toll Free  
 256.739.6827 Tel. | 256.739.5657 Fax

17600 Badtke Road  
 Hockley, TX 77447  
 1.866.749.COMP (2667) Toll Free  
 281.213.6100 Tel. | 281.213.6101 Fax

3387 Davey Allison Blvd.  
 Hueytown, AL 35023  
 1.877.887.4247 Toll Free  
 205.744.1561 Tel. | 205.744.1562 Fax

www.inlandbuildings.com

## TRIM

ITEM	DESCRIPTION				PRICE PER EACH		
CORNER TRIM - OUTSIDE ("R" AND "A" PANEL) 	PART NUMBER	LENGTH	GIRTH	WEIGHT	GALVALUME®	SMP	KYNAR
	FL-10A	10'-2"	12 5/8"	8.50#	29.70	35.95	42.45
	FL-10B	12'-2"	12 5/8"	9.69#	35.50	43.00	50.75
	FL-10C	14'-2"	12 5/8"	11.28#	41.35	50.10	59.10
	FL-10D	16'-2"	12 5/8"	12.87#	47.20	57.15	67.45
	FL-10E	20'-2"	12 5/8"	16.06#	58.85	71.30	84.15
CORNER TRIM - OUTSIDE ("U" PANEL) 	PART NUMBER	LENGTH	GIRTH	WEIGHT	GALVALUME®	SMP	KYNAR
	FL-11A	10'-2"	11 3/8"	8.98#	27.90	33.50	39.35
	FL-11B	12'-2"	11 3/8"	10.75#	33.35	40.10	47.10
	FL-11C	14'-2"	11 3/8"	12.52#	38.85	46.70	54.85
	FL-11D	16'-2"	11 3/8"	14.29#	44.30	53.30	62.60
	FL-11E	20'-2"	11 3/8"	17.82#	55.30	66.50	78.05
CORNER TRIM - INSIDE ("R" PANEL) 	PART NUMBER	LENGTH	GIRTH	WEIGHT	GALVALUME®	SMP	KYNAR
	FL-12	10'-2"	15"	10.67#	33.10	40.55	48.25
CORNER TRIM - INSIDE ("U" PANEL) 	PART NUMBER	LENGTH	GIRTH	WEIGHT	GALVALUME®	SMP	KYNAR
	FL-13	10'-2"	10 5/8"	7.56#	26.80	32.05	37.50

Consult the SBS TECHNICAL MANUAL for proper product application, design details and other product information.



2141 Second Avenue S.W.  
 Cullman, Alabama 35055  
 800.438.1606 Toll Free  
 256.739.6827 Tel. | 256.739.5657 Fax

17600 Badtke Road  
 Hockley, TX 77447  
 1.866.749.COMP (2667) Toll Free  
 281.213.6100 Tel. | 281.213.6101 Fax

3387 Davey Allison Blvd.  
 Hueytown, AL 35023  
 1.877.887.4247 Toll Free  
 205.744.1561 Tel. | 205.744.1562 Fax

www.inlandbuildings.com

## TRIM

ITEM	DESCRIPTION				PRICE PER EACH		
	PART NUMBER	LENGTH	GIRTH	WEIGHT	GALVALUME®	SMP	KYNAR
<b>PBA PANEL STARTER</b> 	FL-14A	10'-2"	7 1/4"	5.16#	15.55	19.15	22.90
	FL-14B	12'-2"	7 1/4"	6.18#	18.65	22.95	27.40
	FL-14C	14'-2"	7 1/4"	7.19#	21.70	26.70	31.90
	FL-14D	16'-2"	7 1/4"	8.20#	24.75	30.45	36.40
	FL-14E	20'-2"	7 1/4"	10.23#	30.85	38.00	45.40
	<b>BOX RAKE TRIM ("R" PANEL)</b> 	FL-15A	10'-2"	20 1/4"	14.41#	38.15	48.20
FL-15B		20'-2"	20 1/4"	28.59#	67.00	86.85	107.45
RAKE ENDS PEAK BOX (specify roof slope)		FL-16	N/A	N/A	.22#	7.20	8.70
	FL-17	N/A	N/A	2.10#	23.95	24.95	27.15
<b>BOX RAKE TRIM ("U" PANEL)</b> 	FL-18A	10'-2"	20 1/4"	14.41#	38.15	48.20	58.60
	FL-18B	20'-2"	20 1/4"	28.59#	67.00	86.85	107.45
	RAKE ENDS PEAK BOX (specify roof slope)	FL-19	N/A	N/A	.22#	7.20	8.70
	FL-20	N/A	N/A	2.10#	23.95	24.95	27.15
<b>SCULPTURED RAKE TRIM ("R" PANEL)</b> 	FL-21A	10'-2"	20 3/4"	14.77#	40.15	50.45	61.10
	FL-21B	20'-2"	20 3/4"	29.29#	69.60	90.05	111.15
	RAKE ENDS PEAK BOX (Specify roof slope)	FL-22	N/A	N/A	.22#	7.20	8.70
	FL-23	N/A	N/A	2.10#	23.95	24.95	27.15

NOTE: Add \$6.50 per mitered piece. Specify left or right.

Consult the SBS TECHNICAL MANUAL for proper product application, design details and other product information.



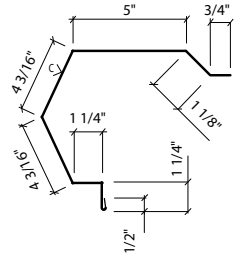
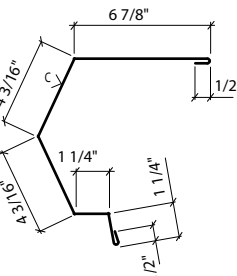
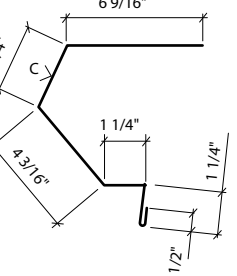
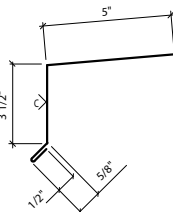
2141 Second Avenue S.W.  
Cullman, Alabama 35055  
800.438.1606 Toll Free  
256.739.6827 Tel. | 256.739.5657 Fax

17600 Badtke Road  
Hockley, TX 77447  
1.866.749.COMP (2667) Toll Free  
281.213.6100 Tel. | 281.213.6101 Fax

3387 Davey Allison Blvd.  
Hueytown, AL 35023  
1.877.887.4247 Toll Free  
205.744.1561 Tel. | 205.744.1562 Fax

www.inlandbuildings.com

## TRIM

ITEM	DESCRIPTION				PRICE PER EACH		
	PART NUMBER	LENGTH	GIRTH	WEIGHT	GALVALUME®	SMP	KYNAR
<b>SCULPTURED RAKE TRIM</b> ("U" PANEL) 	PART						
	FL-24A	10'-2"	18 1/4"	12.99#	36.55	45.60	54.95
	FL-24B	20'-2"	18 1/4"	25.76#	62.45	80.40	99.00
	NOTE: Add \$6.50 per mitered piece. Specify left or right.						
RAKE ENDS	FL-22	N/A	N/A	.22#	7.20	8.70	10.05
PEAK BOX (Specify roof slope)	FL-26	N/A	N/A	2.10#	23.95	24.95	27.15
<b>SCULPTURED HIGH SIDE EAVE</b> 	PART						
	FL-27A	10'-2"	18 3/4"	13.34#	37.25	46.55	56.20
	FL-27B	20'-2"	18 3/4"	26.47#	63.90	82.35	101.45
	NOTE: Add \$6.50 per mitered piece. Specify left or right. Specify roof slope.						
END CAP (Specify roof slope)	FL-28			.22#	7.20	8.70	10.05
<b>LOW SIDE EAVE TRIM</b> 	PART						
	FL-29A	10'-2"	16 1/2"	11.75#	31.45	39.65	48.10
	FL-29B	20'-2"	16 1/2"	23.29#	54.90	71.15	87.95
	NOTE: Add \$6.50 per mitered piece. Specify left or right. Specify roof slope.						
END CAP (Specify roof slope)	FL-30			.22#	7.20	8.70	10.05
<b>EAVE TRIM (ALL PANELS)</b>  Specify roof slope	PART						
	FL-31A	10'-2"	9 5/8"	6.85#	19.00	23.75	28.70
	FL-31B	20'-2"	9 5/8"	13.59#	32.65	42.15	51.95

Consult the SBS TECHNICAL MANUAL for proper product application, design details and other product information.



2141 Second Avenue S.W.  
 Cullman, Alabama 35055  
 800.438.1606 Toll Free  
 256.739.6827 Tel. | 256.739.5657 Fax

17600 Badtke Road  
 Hockley, TX 77447  
 1.866.749.COMP (2667) Toll Free  
 281.213.6100 Tel. | 281.213.6101 Fax

3387 Davey Allison Blvd.  
 Hueytown, AL 35023  
 1.877.887.4247 Toll Free  
 205.744.1561 Tel. | 205.744.1562 Fax

www.inlandbuildings.com

## TRIM

ITEM	DESCRIPTION					PRICE PER EACH			
	PART NUMBER	LENGTH	GIRTH	WEIGHT		GALVALUME®	SMP	KYNAR	
<b>SCULPTURED HANG-ON GUTTER ("R" PANEL)</b> 	PART								
	FL-32A	10'-2"	21 1/4"	15.12#		39.60	50.15	61.05	
	FL-32B	20'-2"	21 1/4"	30.00#		69.75	90.70	112.35	
NOTE: Add \$6.50 per mitered piece. Specify left or right. Specify roof slope.									
<b>GUTTER ENDS</b> Specify roof slope	FL-33 (specify left or right)			.22#		8.05	9.35	10.75	
<b>SCULPTURED HANG-ON GUTTER ("U" PANEL)</b> 	PART								
	FL-34A	10'-2"	21 1/4"	15.12#		39.60	50.15	61.05	
	FL-34B	20'-2"	21 1/4"	30.00#		69.75	90.75	112.35	
NOTE: Add \$6.50 per mitered piece. Specify left or right. Specify roof slope.									
<b>GUTTER ENDS</b> Specify roof slope	FL-35 (specify left or right)			.22#		8.05	9.35	10.75	
<b>BOX HANG ON GUTTER</b> 	PART	DIM.	DIM.						
	NUMBER	"A"	"B"	LENGTH	GIRTH	WEIGHT			
	FL-36A	4 1/2"	4 1/4"	10'-2"	17"	12.10#	32.20	40.60	49.35
	FL-36B	4 1/2"	4 1/4"	20'-2"	17"	24.00#	56.35	73.05	90.40
For use with "U" panel.									
	FL-71A	4 1/4"	4 1/2"	10'-2"	17"	12.10#	32.20	40.60	49.35
	FL-71B	4 1/4"	4 1/2"	20'-2"	17"	24.00#	56.35	73.05	90.40
For use with "R" panel.									
Specify roof slope									
<b>BOX EAVE GUTTER</b> 	PART	DIM.	DIM.						
	NUMBER	"A"	"B"	LENGTH	GIRTH	WEIGHT			
	FL-37A	4 1/2"	4 1/4"	10'-2"	20 3/4"	14.77#	37.60	47.90	58.55
	FL-37B	4 1/2"	4 1/4"	20'-2"	20 3/4"	29.29#	67.05	87.50	108.65
For use with "U" panel.									
	FL-72A	4 1/4"	4 1/2"	10'-2"	20 3/4"	14.77#	37.60	47.90	58.55
	FL-72B	4 1/4"	4 1/2"	20'-2"	20 3/4"	29.29#	67.05	87.50	108.65
For use with "R" panel.									
Specify roof slope									
<b>GUTTER STRAP</b> 	PART								
	NUMBER	LENGTH	GIRTH	WEIGHT		GALVALUME®	SMP	KYNAR	
	FL-38	1'-0"	2 1/2"	.23#		1.60	1.85	2.15	
For use with "PBU" or "PBR" on FL-32 and FL-34									

Consult the SBS TECHNICAL MANUAL for proper product application, design details and other product information.



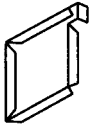
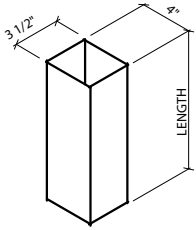
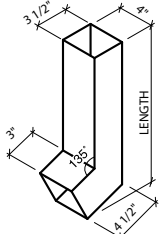
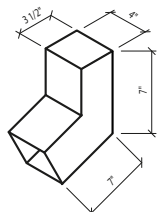
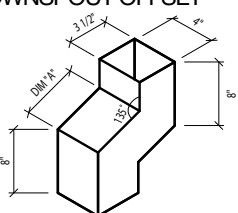
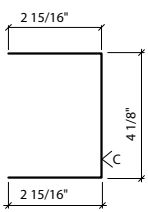
2141 Second Avenue S.W.  
 Cullman, Alabama 35055  
 800.438.1606 Toll Free  
 256.739.6827 Tel. | 256.739.5657 Fax

17600 Badtke Road  
 Hockley, TX 77447  
 1.866.749.COMP (2667) Toll Free  
 281.213.6100 Tel. | 281.213.6101 Fax

3387 Davey Allison Blvd.  
 Hueytown, AL 35023  
 1.877.887.4247 Toll Free  
 205.744.1561 Tel. | 205.744.1562 Fax

www.inlandbuildings.com

## TRIM

ITEM	DESCRIPTION				PRICE PER EACH		
	PART NUMBER	LENGTH	GIRTH	WEIGHT	GALVALUME®	SMP	KYNAR
<b>GUTTER ENDS</b>  Specify left or right.	FL-39A	For use with FL-36A, FL-36B, FL-37A and FL-37B.		.21#	8.05	9.35	10.75
	FL-39B	For use with FL-71A, FL-71B, FL-72A and FL-72B.		.21#	8.05	9.35	10.75
<b>DOWNSPOUT (STRAIGHT)</b> 	FL-40A	10'-0"	16 3/4"	11.73#	30.05	38.25	46.70
	FL-40B	12'-0"	16 3/4"	14.07#	36.05	45.85	56.00
	FL-40C	14'-0"	16 3/4"	16.42#	42.05	53.50	65.35
	FL-40D	16'-0"	16 3/4"	18.76#	48.10	61.15	74.70
	FL-40E	20'-0"	16 3/4"	23.45#	60.10	76.45	93.35
<b>DOWNSPOUT (W/45° ELBOW)</b> 	FL-41A	10'-0"	16 3/4"	11.73#	37.55	45.75	54.20
	FL-41B	12'-0"	16 3/4"	14.07#	43.55	53.35	63.50
	FL-41C	14'-0"	16 3/4"	16.42#	49.55	61.00	72.85
	FL-41D	16'-0"	16 3/4"	18.76#	55.60	68.65	82.20
	FL-41E	20'-0"	16 3/4"	23.45#	67.60	83.95	100.85
<b>DOWNSPOUT ELBOW</b> 	FL-42 (45°)	7"	16 3/4"	1.40#	16.70	18.25	19.70
	FL-43 (90°)	7"	16 3/4"	1.40#	16.70	18.25	19.70
<b>DOWNSPOUT OFFSET</b> 	FL-44A	6" - 5'-0"	16 3/4"	1.14# (FT)	36.65	40.70	48.45
	FL-44B	5'-1" - 10'-0"	16 3/4"	1.14# (FT)	51.50	58.50	66.30
	NOTE: Specify DIM. A (Slope Dimension)						
<b>DOWNSPOUT STRAP</b> 	FL-45	1"	10"	.08#	3.65	3.95	4.25

Consult the SBS TECHNICAL MANUAL for proper product application, design details and other product information.





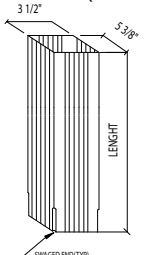
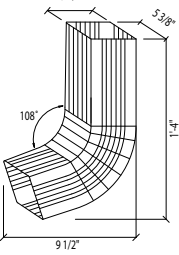
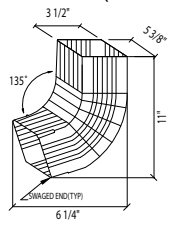
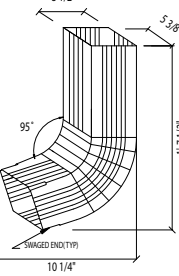
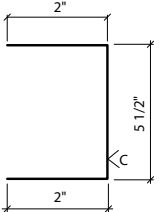
2141 Second Avenue S.W.  
 Cullman, Alabama 35055  
 800.438.1606 Toll Free  
 256.739.6827 Tel. | 256.739.5657 Fax

17600 Badtke Road  
 Hockley, TX 77447  
 1.866.749.COMP (2667) Toll Free  
 281.213.6100 Tel. | 281.213.6101 Fax

3387 Davey Allison Blvd.  
 Hueytown, AL 35023  
 1.877.887.4247 Toll Free  
 205.744.1561 Tel. | 205.744.1562 Fax

www.inlandbuildings.com

## TRIM

ITEM	DESCRIPTION				PRICE PER EACH		
	PART NUMBER	LENGTH	GIRTH	WEIGHT	GALVALUME®	SMP	KYNAR
<b>ROLL FORMED DOWNSPOUT (STRAIGHT)</b> 	FL-100A	10'-0"	17 9/16"	12.47#	24.95	33.55	N/A
	FL-100B	12'-0"	17 9/16"	14.97#	29.95	40.25	N/A
	FL-100C	14'-0"	17 9/16"	17.46#	34.95	46.95	N/A
	FL-100D	16'-0"	17 9/16"	19.96#	39.90	53.65	N/A
	FL-100E	20'-0"	17 9/16"	24.44#	49.90	67.05	N/A
	NOTE: Available in 26 GA only.						
<b>ROLL FORMED DOWNSPOUT (72° KICKOUT)</b> 	FL-101	1'-4"	17 9/16"	2.29#	10.60	12.05	N/A
	NOTE: Available in 26 GA only.						
<b>ROLL FORMED DOWNSPOUT (45° OFFSET)</b> 	FL-102	0'-11"	17 9/16"	1.25#	8.75	9.55	N/A
	NOTE: Available in 26 GA only.						
<b>ROLL FORMED DOWNSPOUT (5° OFFSET)</b> 	FL-103	1'-7 1/2"	17 9/16"	2.86#	11.45	13.00	N/A
	NOTE: Available in 26 GA only.						
<b>ROLL FORMED DOWNSPOUT STRAP</b> 	FL-104	0'-1"	9 1/2"	.08#	3.70	4.15	N/A

Consult the SBS TECHNICAL MANUAL for proper product application, design details and other product information.  
 SUBJECT TO CHANGE WITHOUT NOTICE



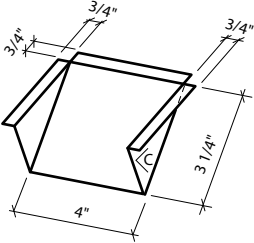
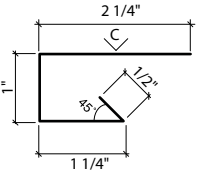
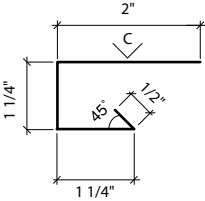
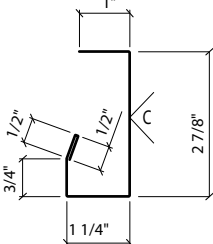
2141 Second Avenue S.W.  
 Cullman, Alabama 35055  
 800.438.1606 Toll Free  
 256.739.6827 Tel. | 256.739.5657 Fax

17600 Badtke Road  
 Hockley, TX 77447  
 1.866.749.COMP (2667) Toll Free  
 281.213.6100 Tel. | 281.213.6101 Fax

3387 Davey Allison Blvd.  
 Hueytown, AL 35023  
 1.877.887.4247 Toll Free  
 205.744.1561 Tel. | 205.744.1562 Fax

www.inlandbuildings.com

## TRIM

ITEM	DESCRIPTION				PRICE PER EACH		
	PART NUMBER	LENGTH	GIRTH	WEIGHT	GALVALUME®	SMP	KYNAR
<b>SCUPPER</b> 	FL-46	4"	8"	.22#	11.80	12.75	16.00
<b>JAMB TRIM ("U" PANEL)</b> 	FL-47A	7'-3"	5"	2.54#	9.00	10.75	12.60
	FL-47B	10'-3"	5"	3.59#	11.15	13.65	16.25
	FL-47C	12'-3"	5"	4.29#	13.30	16.30	19.40
	FL-47D	14'-3"	5"	4.99#	15.50	18.95	22.55
<b>JAMB TRIM ("R" PANEL)</b> 	FL-48A	7'-3"	5"	2.54#	9.00	10.75	12.60
	FL-48B	10'-3"	5"	3.59#	11.15	13.65	16.25
	FL-48C	12'-3"	5"	4.29#	13.30	16.30	19.40
	FL-48D	14'-3"	5"	4.99#	15.50	18.95	22.55
<b>JAMB TRIM ("A" PANEL)</b> 	FL-49A	7'-3"	6 7/8"	3.55#	14.90	17.40	19.95
	FL-49B	10'-3"	6 7/8"	5.02#	17.90	21.40	25.00
	FL-49C	12'-3"	6 7/8"	6.00#	21.40	25.55	29.90
	FL-49D	14'-3"	6 7/8"	6.98#	24.85	29.75	34.80

Consult the SBS TECHNICAL MANUAL for proper product application, design details and other product information.



2141 Second Avenue S.W.  
 Cullman, Alabama 35055  
 800.438.1606 Toll Free  
 256.739.6827 Tel. | 256.739.5657 Fax

17600 Badtke Road  
 Hockley, TX 77447  
 1.866.749.COMP (2667) Toll Free  
 281.213.6100 Tel. | 281.213.6101 Fax

3387 Davey Allison Blvd.  
 Hueytown, AL 35023  
 1.877.887.4247 Toll Free  
 205.744.1561 Tel. | 205.744.1562 Fax

www.inlandbuildings.com

## TRIM

ITEM	DESCRIPTION				PRICE PER EACH		
	PART NUMBER	LENGTH	GIRTH	WEIGHT	GALVALUME®	SMP	KYNAR
HEAD TRIM ("R" OR "A" PANEL) 	PART NUMBER	LENGTH	GIRTH	WEIGHT	GALVALUME®	SMP	KYNAR
	FL-50A	3'-4"	5 5/8"	1.31#	7.85	8.75	9.70
	FL-50B	4'-4"	5 5/8"	1.71#	8.65	9.85	11.05
	FL-50C	6'-4"	5 5/8"	2.50#	10.25	12.00	13.80
	FL-50D	10'-4"	5 5/8"	4.07#	13.45	16.30	19.20
	FL-50E	12'-4"	5 5/8"	4.86#	16.05	19.40	22.95
	FL-50F	14'-4"	5 5/8"	5.65#	18.65	22.55	26.65
HEAD TRIM - ("U" PANEL) 	PART NUMBER	LENGTH	GIRTH	WEIGHT	GALVALUME®	SMP	KYNAR
	FL-51A	3'-4"	5"	1.17#	7.55	8.35	9.20
	FL-51B	4'-4"	5"	1.52#	8.25	9.30	10.40
	FL-51C	6'-4"	5"	2.22#	9.70	11.25	12.85
	FL-51D	10'-4"	5"	3.62#	12.50	15.05	17.65
	FL-51E	12'-4"	5"	5.50#	14.95	17.95	21.05
	FL-51F	14'-4"	5"	6.39#	17.35	20.85	24.50
HEAD TRIM - ("R" PANEL) 	PART NUMBER	LENGTH	GIRTH	WEIGHT	GALVALUME®	SMP	KYNAR
	FL-52A	3'-4"	6 3/8"	1.49#	9.50	10.55	11.60
	FL-52B	4'-4"	6 3/8"	1.93#	10.40	11.75	13.15
	FL-52C	6'-4"	6 3/8"	2.83#	12.20	14.20	16.20
	FL-52D	10'-4"	6 3/8"	4.61#	15.85	19.05	22.35
	FL-52E	12'-4"	6 3/8"	5.50#	18.90	22.75	26.70
	FL-52F	14'-4"	6 3/8"	6.39#	21.95	26.40	31.05
WINDOW SILL TRIM 	PART NUMBER	LENGTH	GIRTH	WEIGHT	GALVALUME®	SMP	KYNAR
	FL-53	10'-2"	6"	4.27#	12.50	15.45	18.55
DRIP TRIM - ("R" AND "A" PANELS) 	PART NUMBER	LENGTH	GIRTH	WEIGHT	GALVALUME®	SMP	KYNAR
	FL-54A	10'-2"	10 5/8"	7.68#	23.00	28.25	33.70
	FL-54B	20'-2"	10 5/8"	15.22#	38.10	48.55	59.35

Consult the SBS TECHNICAL MANUAL for proper product application, design details and other product information.



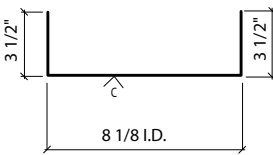
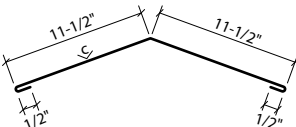
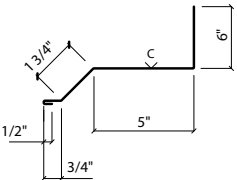
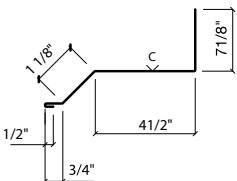
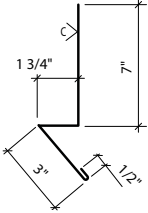
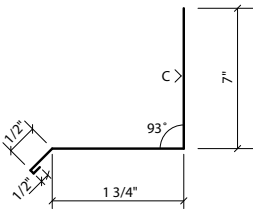
2141 Second Avenue S.W.  
 Cullman, Alabama 35055  
 800.438.1606 Toll Free  
 256.739.6827 Tel. | 256.739.5657 Fax

17600 Badtke Road  
 Hockley, TX 77447  
 1.866.749.COMP (2667) Toll Free  
 281.213.6100 Tel. | 281.213.6101 Fax

3387 Davey Allison Blvd.  
 Hueytown, AL 35023  
 1.877.887.4247 Toll Free  
 205.744.1561 Tel. | 205.744.1562 Fax

www.inlandbuildings.com

## TRIM

ITEM	DESCRIPTION				PRICE PER EACH		
	PART NUMBER	LENGTH	GIRTH	WEIGHT	GALVALUME®	SMP	KYNAR
<b>CHANNEL CLOSURE TRIM</b> 	PART NUMBER	LENGTH	GIRTH	WEIGHT	GALVALUME®	SMP	KYNAR
	FL-55	10'-2"	15 1/8"	10.76#	24.40	31.90	39.65
<b>FLAT RIDGE CAP</b>  Specify roof slope.	PART NUMBER	LENGTH	GIRTH	WEIGHT	GALVALUME®	SMP	KYNAR
	FL-56A	10'-2"	24"	17.40#	41.00	52.95	65.25
	FL-56B	20'-2"	24"	34.80#	75.10	98.75	123.15
<b>ROOF CONVERSION TRIM ("R" PANEL)</b> 	PART NUMBER	LENGTH	GIRTH	WEIGHT	GALVALUME®	SMP	KYNAR
	FL-57A	10'-2"	14"	9.96#	26.60	33.55	40.70
	FL-57B	20'-2"	14"	19.76#	46.45	60.25	74.50
<b>ROOF CONVERSION TRIM ("U" PANEL)</b> 	PART NUMBER	LENGTH	GIRTH	WEIGHT	GALVALUME®	SMP	KYNAR
	FL-58A	10'-2"	14"	9.96#	26.60	33.55	40.70
	FL-58B	20'-2"	14"	19.76#	46.45	60.25	74.50
<b>BASE TRIM - ALL PANELS</b> 	PART NUMBER	LENGTH	GIRTH	WEIGHT	GALVALUME®	SMP	KYNAR
	FL-59	10'-2"	12 1/4"	8.85#	22.80	28.85	35.15
For use without sheeting notch in concrete.							
<b>BASE TRIM - ALL PANELS</b> 	PART NUMBER	LENGTH	GIRTH	WEIGHT	GALVALUME®	SMP	KYNAR
	FL-60	10'-2"	9 3/4"	6.44#	19.20	24.00	29.00
For use with sheeting notch in concrete.							

Consult the SBS TECHNICAL MANUAL for proper product application, design details and other product information.



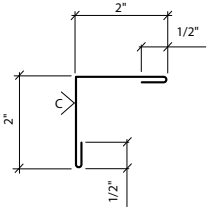
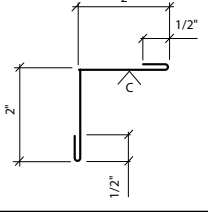
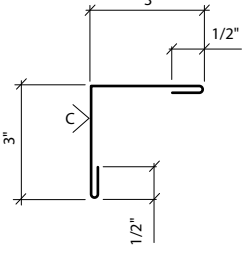
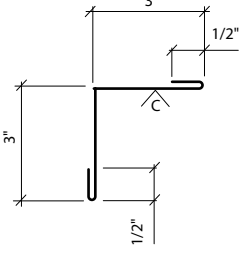
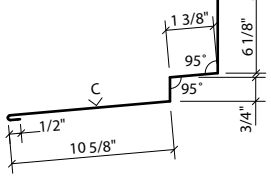
2141 Second Avenue S.W.  
 Cullman, Alabama 35055  
 800.438.1606 Toll Free  
 256.739.6827 Tel. | 256.739.5657 Fax

17600 Badtke Road  
 Hockley, TX 77447  
 1.866.749.COMP (2667) Toll Free  
 281.213.6100 Tel. | 281.213.6101 Fax

3387 Davey Allison Blvd.  
 Hueytown, AL 35023  
 1.877.887.4247 Toll Free  
 205.744.1561 Tel. | 205.744.1562 Fax

www.inlandbuildings.com

## TRIM

ITEM	DESCRIPTION				PRICE PER EACH		
	PART NUMBER	LENGTH	GIRTH	WEIGHT	GALVALUME®	SMP	KYNAR
<b>2 X 2 OUTSIDE ANGLE</b> 	FL-61	10'-2"	5"	3.56#	13.60	16.05	18.65
<b>2 X 2 INSIDE ANGLE</b> 	FL-62	10'-2"	5"	3.56#	13.60	16.05	18.65
<b>3 X 3 OUTSIDE ANGLE</b> 	FL-63	10'-2"	7"	4.98#	16.50	19.95	23.55
<b>3 X 3 INSIDE ANGLE</b> 	FL-64	10'-2"	7"	4.98#	16.50	19.95	23.55
<b>TIE-IN TRIM</b>  <p>Specify roof slope.</p>	FL-65	10'-2"	19 <sup>3</sup> / <sub>8</sub> "	13.44#	34.35	43.95	53.90

Consult the SBS TECHNICAL MANUAL for proper product application, design details and other product information.



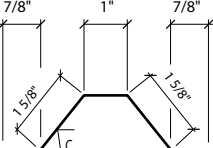
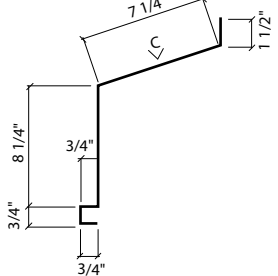
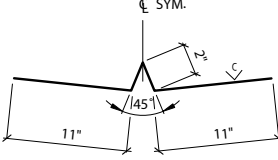
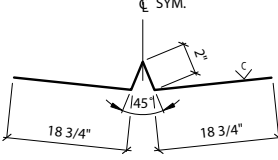
2141 Second Avenue S.W.  
 Cullman, Alabama 35055  
 800.438.1606 Toll Free  
 256.739.6827 Tel. | 256.739.5657 Fax

17600 Badtke Road  
 Hockley, TX 77447  
 1.866.749.COMP (2667) Toll Free  
 281.213.6100 Tel. | 281.213.6101 Fax

3387 Davey Allison Blvd.  
 Hueytown, AL 35023  
 1.877.887.4247 Toll Free  
 205.744.1561 Tel. | 205.744.1562 Fax

www.inlandbuildings.com

## TRIM

ITEM	DESCRIPTION				PRICE PER EACH		
	PART NUMBER	LENGTH	GIRTH	WEIGHT	GALVALUME®	SMP	KYNAR
LIGHT TRANSMITTING PANEL TRIM ("R" PANEL)  	FL-66A	10'-8"	6"	4.48#	14.45	17.65	20.80
	FL-66B	12'-0"	6"	5.04#	16.25	19.75	23.40
SLIDE DOOR HOOD  	FL-67	10'-2"	19 1/4"	13.70#	34.15	43.70	53.60
	FL-68				8.20	9.40	10.55
STANDARD VALLEY   <p>Specify roof pitch</p>	FL-69A	10'-2"	26"	18.50#	41.35	54.25	67.60
	FL-69B	20'-2"	26"	36.70#	78.30	103.90	130.35
EXTENDED VALLEY   <p>Specify roof pitch</p>	FL-70A	10'-2"	41 1/2"	29.58#	63.75	84.35	105.65
	FL-70B	20'-2"	41 1/2"	58.66#	122.65	163.55	205.80

Consult the SBS TECHNICAL MANUAL for proper product application, design details and other product information.



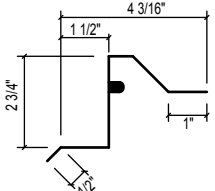
2141 Second Avenue S.W.  
 Cullman, Alabama 35055  
 800.438.1606 Toll Free  
 256.739.6827 Tel. | 256.739.5657 Fax

17600 Badtke Road  
 Hockley, TX 77447  
 1.866.749.COMP (2667) Toll Free  
 281.213.6100 Tel. | 281.213.6101 Fax

3387 Davey Allison Blvd.  
 Hueytown, AL 35023  
 1.877.887.4247 Toll Free  
 205.744.1561 Tel. | 205.744.1562 Fax

www.inlandbuildings.com

## TRIM

ITEM	DESCRIPTION				PRICE PER EACH		
	PART NUMBER	LENGTH	GIRTH	WEIGHT	GALVALUME®	SMP	KYNAR
<b>BASE TRIM</b>  	FL-81  NOTE: Material 20 ga. Burnished Slate only.	20'-0"	7 7/8"	20.0#	N/A	54.40	N/A

**TRIM PRICING:**

1. All trim is 26 gauge material unless noted.
2. 24 Gauge GALVALUME and Polar White are available at an additional cost.
3. When ordering standard trim in custom lengths, use price per linear foot for standard trim (10'0") plus a 10% surcharge.
4. Prices do not include standard packaging.
5. All Trim in KYNAR is 24 Gauge only.

**PACKAGING COST:**

1. Trim with girth greater than 15" ..... 20 pieces/carton
2. Trim with girth less than 15" ..... 50 pieces/carton
3. Downspouts..... 12/carton
4. Standard Packaging: 500# test cardboard with protective interleaf and metal bands ..... \$21.20 (10') \$35.40 (21')
5. Paper wrap only (For customer pick-up only) ..... \$5.00 (10') \$10.00 (21')
6. LTL Packaging: 500# test cardboard with protective interleaf, wood blocks and metal bands. .... \$42.40 (10') \$70.65 (21')
7. Plywood crating ..... \$8.25/linear foot
8. Special Packaging ..... Please Inquire.

**DELIVERY:**

1. 26 gauge stock colors (see color chart) ..... Approximately 3 Working Days
2. Other gauges, colors, and metals ..... Please Inquire.

**SPECIAL TRIM PRICING**

**FORMULA FOR PRICING SPECIAL TRIM**

Use the following formula to calculate the Price Per Foot of Trim:

Girth of Material x Price per Inch of Girth + Price per Number of Breaks

- Price per Inch of Girth
- 26 Gauge (GALVALUME) ~ \$0.17
  - 26 Gauge (SMP COLOR) ~ \$0.22
  - 26 Gauge (KYNAR COLOR) ~ PLEASE INQUIRE
  - 24 Gauge (GALVALUME) ~ \$0.19
  - 24 Gauge (SMP COLOR) ~ \$0.25
  - 24 Gauge (KYNAR COLOR) ~ \$0.30

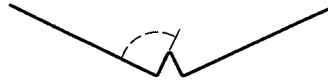
Price per Break (Hem equals two breaks) ~ \$0.10

1. All trim to be 26 gauge material unless noted otherwise.
2. Customer drawing or sketch of special trim must be in our possession for order to be processed.
3. Specify the side with the finish color.
4. If more than one special trim is required, number each piece SF1, SF2, SF3, etc.
5. Tapered trim requirements: \$15.00 Set-Up charge per section - NO EXCEPTIONS. Drawings must be furnished by customer and be "shop ready".
6. 5'-0 minimum length.

## ANGLE CHART FOR ROOF LINE TRIM



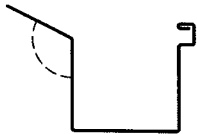
Hip



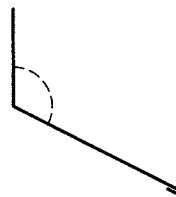
Valley



Ridge



Gutter



Transition



Inside

	Roof Slope											
	1:12	2:12	3:12	4:12	5:12	6:12	7:12	8:12	9:12	10:12	11:12	12:12
Hip	173°	166°	160°	154°	148°	143°	138°	133°	129°	126°	123°	120°
Valley	117°	113°	110°	107°	104°	102°	99°	97°	95°	93°	92°	90°
Ridge	170°	161°	152°	143°	135°	127°	120°	113°	106°	100°	95°	90°
Gutter and Transition	94°	99°	104°	108°	112°	116°	120°	123°	126°	129°	132°	135°
Inside	86°	81°	76°	72°	68°	64°	60°	57°	54°	51°	48°	45°

This chart assumes the roof slopes are the same on both sides of the hip, valley, or ridge line.  
 Contact your salesperson if the roof slopes are different.





2141 Second Avenue S.W.  
Cullman, Alabama 35055  
800.438.1606 Toll Free  
256.739.6827 Tel. | 256.739.5657 Fax

17600 Badtke Road  
Hockley, TX 77447  
1.866.749.COMP (2667) Toll Free  
281.213.6100 Tel. | 281.213.6101 Fax

3387 Davey Allison Blvd.  
Hueytown, AL 35023  
1.877.887.4247 Toll Free  
205.744.1561 Tel. | 205.744.1562 Fax

[www.inlandbuildings.com](http://www.inlandbuildings.com)

## PRODUCT ERECTION DETAILS

### PANEL PERFORMANCE WARNINGS!

The building panels are manufactured to the highest quality standards, offering long-term durability and performance. To assure optimum panel performance, special precautions must be taken while the panels are in a packaged state. Please take notice of the followings WARNINGS to insure that your panels are properly protected prior to installation and installed properly. Failure to follow these recommendations could void any panel warranty.

#### A. JOBSITE STORAGE

1. All building panels are extremely vulnerable to finish deterioration from moisture when in the nested, packaged condition. Long term storage of these panels (over 30 days) in the nested, packaged condition can be detrimental and may void the panel finish warranty. Erect panels immediately upon receipt for best results.
2. Moisture can form between dry panels from temperature changes alone. This can happen even when kept under-cover, out of the elements, and especially in winter. It is very important to install all panels as soon as possible.
3. Job site storage is the responsibility of the buyer and should always include tarping and the elevation of one end of every panel package to aid in the draining of any moisture that may accumulate between panels. Panels should always be stored above rising water levels.
4. Panels with evidence of water stain, paint blistering or other defects attributed to improper or long term field storage will not be eligible for claim.

#### B. INSTALLATION

1. All metal shavings or iron filings created during the erection process by drilling holes, cutting, or sawing must be swept off of the roof and wall panels daily. Failure to do so may cause permanent rust stains on the painted surface. Claims will not be accepted for this problem.
2. Cutting of panels or trim with circular saws is strongly discouraged. The fine metal particles created are hot and will embed themselves into any painted surface they contact. Removal of all of these particles is nearly impossible and will cause rust spots on the painted surfaces. This problem occurs most when cutting endwall panels to slope or cutting around wall openings. Claims will not be accepted for this problem.
3. All panels should be installed in a manner that the bottom cut edge of the panels is at least 1/4" above any direct contact with the concrete recess. The lime in the concrete will react with the aluminum in the GALVALUME® coating and cause coating failure and edge rust. Claims will not be accepted for this problem.
4. All panels installed with blanket insulation should follow this WARNING. Never cut the insulation off even with the edge of the panels as this will cause "wicking" of moisture and panel rust. Always fold back the insulation, with facing outward, at least 1" away from the panel edge.



2141 Second Avenue S.W.  
Cullman, Alabama 35055  
800.438.1606 Toll Free  
256.739.6827 Tel. | 256.739.5657 Fax

17600 Badtke Road  
Hockley, TX 77447  
1.866.749.COMP (2667) Toll Free  
281.213.6100 Tel. | 281.213.6101 Fax

3387 Davey Allison Blvd.  
Hueytown, AL 35023  
1.877.887.4247 Toll Free  
205.744.1561 Tel. | 205.744.1562 Fax

[www.inlandbuildings.com](http://www.inlandbuildings.com)

## PRODUCT ERECTION DETAILS

### PANEL SAFETY WARNINGS!

1. These panels should be installed by a qualified professional that is knowledgeable with the proper installation of metal building panels and the safety precautions required.
2. Never install panels without wearing a tied-off safety harness and/or using a safety net as required by OSHA.
3. Unpainted secondary panels may have protective oil and/or metal working lubricant residues on their surfaces. Painted panels are coated with a wax to protect the painted surface during shipment. All panels should be viewed as extremely slippery, even if dry.
4. Never install or walk on wet building panels. Panels become extremely slippery when wet and could cause slippage or injury.
5. Take extreme care when walking on panels early in the morning as morning dew could be present and cause panels to be extremely slippery.
6. Never install panels in inclement weather (i.e. ice, snow, rain, lightning, etc.) as slippage or injury could occur.
7. All sloped roofs are dangerous. Be extremely careful when working on any sloped roof to avoid slipping or loss of balance.
8. Never install panels on windy days. Installers may be subject to injury if wind gusts cause them to lose their balance while carrying panels.
9. Be extremely careful installing panels (or any other steel or metal items) near electrical lines as these panels or items will conduct electricity and could cause electrocution.
10. Never walk on the top panel of an unsecured package of panels. The top panel will slide easily and may cause a fall and/or injury.
11. Never leave a bundle of panels unsecured on the sloped roof of a structure. The panels could slide off the roof like a "deck-of-cards" causing injury to those on the ground.
12. Always handle panels with care as all panel edges are sharp and can easily cause injury. Whenever possible, use gloves when handling.
13. **DO NOT WALK ON LIGHT TRANSMITTING PANELS!** Light transmitting panels must not be used for foot traffic nor should they support the undistributed weight of any individual. Roofing ladders or 1" x 12" planks must be used during installation, maintenance, or repair problems.



2141 Second Avenue S.W.  
Cullman, Alabama 35055  
800.438.1606 Toll Free  
256.739.6827 Tel. | 256.739.5657 Fax

17600 Badtke Road  
Hockley, TX 77447  
1.866.749.COMP (2667) Toll Free  
281.213.6100 Tel. | 281.213.6101 Fax

3387 Davey Allison Blvd.  
Hueytown, AL 35023  
1.877.887.4247 Toll Free  
205.744.1561 Tel. | 205.744.1562 Fax

[www.inlandbuildings.com](http://www.inlandbuildings.com)

## PRODUCT ERECTION DETAILS

### GENERAL ERECTION NOTES

1. Make sure the building or structure is square and plumb before installing the sheeting and trim.
2. The drilling of holes in the roof panels by either the screws or a screw gun will leave metal shavings on the roof. These shavings must be swept from the roof each day to prevent surface rust. This rust may damage the panel finish and will void the panel warranty.
3. Do not cut any panels with a circular saw after they have been installed. The hot shavings may collect on the panel surface and damage the panel finish, voiding the panel warranty.
4. Stitch screws are used for panel to panel and/or panel to trim attachments. Member screws are used to attach panels and/or trim to the structurals. Either of these fasteners may be self-drilling or self-tapping, depending on which was ordered.
5. Some panels may require bevel cuts (i.e. hip condition, valley condition, endwall panels, etc.). All bevel cuts will be done in the field by the installer.
6. Rake trim, eave trim and gutter lap 2". All other trims lap 1 ".
7. Make sure all tape sealants and caulking are installed without any gaps or breaks.
8. The following pages show examples of standard conditions. Refer to your salesperson for assistance with non-standard conditions.



2141 Second Avenue S.W.  
Cullman, Alabama 35055  
800.438.1606 Toll Free  
256.739.6827 Tel. | 256.739.5657 Fax

17600 Badtke Road  
Hockley, TX 77447  
1.866.749.COMP (2667) Toll Free  
281.213.6100 Tel. | 281.213.6101 Fax

3387 Davey Allison Blvd.  
Hueytown, AL 35023  
1.877.887.4247 Toll Free  
205.744.1561 Tel. | 205.744.1562 Fax

[www.inlandbuildings.com](http://www.inlandbuildings.com)

## NOTES

A series of horizontal lines providing a space for handwritten notes.