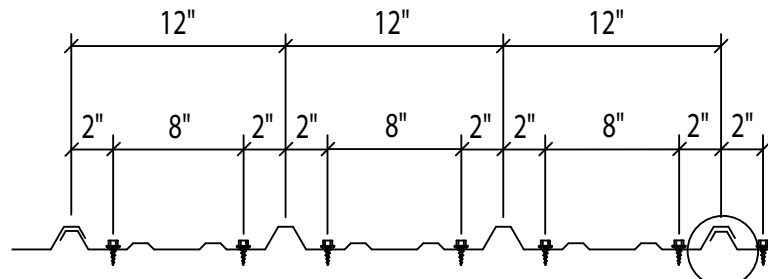
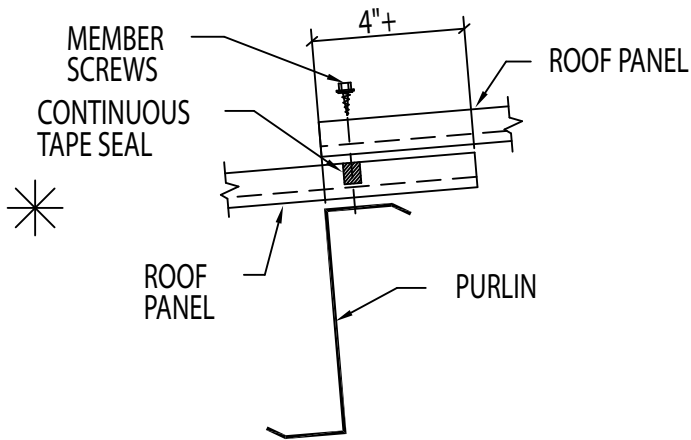


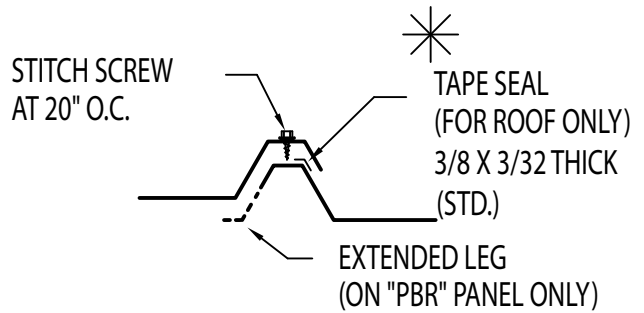
PANEL FASTENER LOCATIONS
(ALL MEMBERS EXCEPT AS NOTED)



PANEL FASTENER LOCATIONS
(EAVE MEMBER, PEAK MEMBER AND PANEL END LAPS)



SECTION THRU PANEL END LAPS



DETAIL "A"

NOTE:
SCREW PATTERNS SHOWN
SATISFY U.L. 90 REQUIRE-
MENTS FOR ROOF

FASTENER LOCATION "R" AND "PBR" PANEL AT ROOF

* 1" WIDE X 3/32 TAPE SEAL (OPTIONAL) MUST BE SPECIFIED ON THE WORK ORDER